



cosmotec

*your cooling solutions*

# Enclosure Thermal Management



# Index

<b>Our Values .....</b>	<b>6</b>
<b>Making cooling greener, one step at a time .....</b>	<b>7</b>
<b>Service .....</b>	<b>8</b>
<b>Selection &amp; Monitoring Softwares .....</b>	<b>9</b>
<b>Products Certifications .....</b>	<b>10</b>
<b>Industrial air conditioners for electrical panels</b>	<b>12</b>
Overview Air Conditioners Cooling Capacity.....	14
Condensate Evaporator .....	14
Overview Air Conditioners Controllers.....	15
<b>Protherm .....</b>	<b>16</b>
CVE03.....	17
CVE05.....	17
CVE08.....	18
CVE11.....	18
CVE15.....	19
CVE20.....	19
CVE30.....	20
CVE40.....	20
CVE60.....	21
Optional Protherm Indoor CVE.....	22
Accessories Protherm Indoor CVE .....	22
Accessories Optionals Protherm Indoor CVE .....	22
CVO05.....	23
CVO08.....	23
CVO11.....	24
CVO15.....	24
CVO20.....	25
CVO40.....	25
CVO60.....	26
Optional Protherm Outdoor CVO .....	27
Accessories Protherm Outdoor CVO .....	27
<b>Compact Protherm.....</b>	<b>28</b>
CNE04.....	29
CNE07.....	29
CNE10.....	30
CNO04.....	30
CNO07.....	31
CNO10.....	31
Optional Compact Protherm Indoor CNE.....	32
Accessories Compact Protherm Indoor CNE .....	32
Option for Accessories Compact Protherm Indoor CNE.....	32
Optional Compact Protherm Outdoor CNO.....	32
Accessories Compact Protherm Outdoor CNO.....	32
Options for Accessories Compact Protherm Outdoor .....	32
<b>SlimIn .....</b>	<b>33</b>
CDE05.....	34
CDE10.....	34
CDE14.....	35
CDE20.....	35
CDE30.....	36
CDE40.....	36
Optional SlimIn CDE .....	37
Accessories SlimIn CDE.....	37
Optional for Accessories SlimIn CDE.....	37
<b>FlexIn .....</b>	<b>38</b>
CDI20.....	39
CDI26.....	39
CDI40.....	40
Optional Flex In CDI.....	40
Accessories Flex In CDI .....	40
Optional Per Accessories Flex In CDI .....	40
<b>Module.....</b>	<b>41</b>
EVE60-80-A0.....	41

<b>Industrial Ventilation for electrical panels .....</b>	<b>42</b>
<b>Kryos<sup>3</sup> .....</b>	<b>43</b>
GSV10.....	44
GSV15.....	44
GSV20.....	45
GSV25.....	45
GSV30.....	46
Spare Air Filter .....	46
Hose-proof hood IP56 Protection Degree.....	46
Additional Air Filter Protection Degree IP55.....	46
<b>KryosROOF .....</b>	<b>47</b>
TSF/TSV19 .....	48
TSV22 .....	48
TSF/TSV25 .....	49
TSV35 .....	49
Optional KryosROOF TSV .....	49



*your cooling solutions*

The history of **cosmotec** began in 1989, in Peschiera del Garda, from the dream of people who strongly believed in their experience in industrial air conditioning and in sharing it with their customers.

Shortly after the production of the first units and the beginning of export worldwide, the need to expand the product range to meet all the Thermal Management needs opened up; this led to the birth of the industrial refrigeration line, a major challenge that saw **cosmotec** competing on an equal footing with important players in the industry, asserting what is its most distinctive trait: working closely with customers, providing products and solutions that can solve their needs.

The approach chosen to meet market demands is lean and effective, a typical example of Italian flexibility, coupled with the solidity represented by the German STULZ group, which **cosmotec** joined in 2001. With STULZ, the product lines expanded to include telecommunications and new ranges of chillers with increasingly higher capacities.

The speed of product renewal grew dramatically, and to keep up with the needs of the markets, **cosmotec** decided to invest in employee training, production quality and efficiency, product engineering, and, in addition, expanded its production area, with new lines and a state-of-the art Climatic Chamber.

The company's efforts are currently aimed at maintaining the efficiency and flexibility of its product ranges at the highest levels: the "Innovation Center" was created with this goal, in order to allow the development and testing of new technologies that meet the needs of sustainability and efficiency required by today's market.



*All the achievements **cosmotec** has made so far and those to come have been possible thanks to the commitment, ideas and work of the people who make it up and who help make it grow every day*

Paolo Perotti – CEO and **cosmotec** founder



Foundation Year  
**1989**



Employees  
**300**



Worldwide partners  
**130**



Units per year  
**10.000**

# Our Values

The key to **cosmotec's** success lies in its continuous **innovation**, ability and **flexibility** in handling each project, from its conception developed in cooperation with the customer, through to installation, maintenance and service, each time studying specific solutions to the needs of each individual plant and application.

Enthusiasm, the drive to strive for excellence and for new solutions in step with customer demands, attention to **workers' health and safety** and to the **environment**, transparency and acting responsibly: these are the values by which **cosmotec** is inspired by and by which it is guided every day.

Through offering highly specialized services and products in high-tech fields, we contribute to the growth of the company team and our clients.



## Sustainability and Environmental Responsibility

We strive to reduce the company's environmental footprint and handle product design, development and production in a way that minimises environmental impact throughout its life cycle.



## People and Work Ethics

We are committed to empowering people, identifying and developing talents and creating an environment based on trust, respect and personal well-being. We base all our internal and external relationships on transparency and fairness. We work daily to ensure that all employees work under the safest conditions.



## Reliability

We conceive, design, develop and propose our solutions and services in such a way as to ensure continuity of service over time.



## Innovation

We are committed to introducing new ways of designing, producing and selling goods or services, pursuing the continuous improvement of our offer.



## Focus on Customer and Quality

We offer scalable solutions and share our expertise by gathering, intercepting and anticipating customers' implicit or expressed needs and market trends.

### The Value of People

The company's most valuable resource is undoubtedly its people. They are the strength for the continuous development of activities and the achievement of success.

A highly specialised team, capable of proposing and implementing solutions with the highest technological level for the industrial sector, and able to fulfil the specific requirements of each individual customer, following them through every stage of the project and beyond.



# Making cooling greener, one step at a time



**cosmotec** strongly believes in the duty to contribute to decreasing and improve the environmental impacts associated with its activities and products.



## In the Company

One of **cosmotec's** main goals is the continuous improvement of environmental performance, to be achieved both through a reduction in wastage of resources (such as raw materials and energy) and through greater control of environmental costs, related to the treatment (disposal/recovery) of waste. With that in mind, the company has achieved the following certifications:



**ISO 14001** (Environmental Management System): ensuring a business model based on sustainability and reducing the environmental impact of products and the entire production process in order to provide customers with a service that meets current environmental standards. All activities that may affect the environment are assessed and controlled in accordance with current regulations.



**ISO 50001** (Energy Management System): It aims to improve the company's energy performance, such as reducing energy consumption and related costs; reducing CO2 emissions.

Furthermore, the focus on environmental issues led to the decision to adopt a policy of reducing the use of paper documentation.

### Paperless Documentation

our units are accompanied by the instructions for safe use and CE declaration, while the rest of the documentation will be available on Adam, our free App, downloadable on our website.

## In the Products

To fight climate change and reduce greenhouse gas emissions, specific regulations have been introduced, including Regulation No. 517/2014, which imposes the phase-down of HFCs.

**cosmotec** has decided to use low GWP (Global Warming Potential) gases, which significantly reduce the carbon footprint and environmental impact of our products.

Improved performance and reduced power consumption for high energy efficiency.

**EER** (Energy Efficiency Ratio): our air conditioners boast the best values in the business

**SEPR** (Seasonal Energy Performance Ratio): chillers in the **cosmotec** line comply with the Ecodesign regulation and achieve high SEPR values

# Service

The knowledge we have acquired developing industrial air conditioning and refrigeration systems, allows us to offer our customers a complete service, from the design of the systems to the supply of the machines, from the Start Up phase to the ordinary and extraordinary maintenance.

The level of complexity and precision required in today's production processes require a high level of control and reliability. The management of temperatures and heat disposal is one of the critical issues to be addressed, considering the uniqueness of each process and application.

Our technical assistance is also able to guarantee a remote assistance service: **cosmotec**, always attentive to the needs of its customers, has developed and launched on the market a range of technologically advanced controllers that guarantee connectivity wherever you are. And thanks to connectivity, our support team can be at your side in real time, wherever you are, and give you advice and suggestions on how to improve performance, solve any problems and check the operation of your units.

Please visit our dedicated website, [www.cosmotecservice.com](http://www.cosmotecservice.com), to discover our offer and find the contacts of our international service network!



## Advice and Planning

Support from the planning phase through to installation and start-up of the system



## Positioning and Installation

We guarantee the correct operation of equipment and related systems



## Startup

We guarantee perfect commissioning and start-up of the entire system, with customised solutions



## Maintenance contracts

A preventive and routine maintenance plan, ensuring constant plant efficiency



## Availability

With guaranteed response times



## Training

Programme of high-quality training courses with technical content



## Remote Assistance

At your side in real time, with the help of augmented reality devices



## Spare Parts

Supply of spare parts and repair service both in-house and on site



# Selection & Monitoring Softwares

The correct cooling of industrial plants is vital for the operation of companies, as is the ability to monitor, even remotely, that all processes are running smoothly.

In order to be at your side at all times, from planning (Web Select) to monitoring (Adam), we have developed two software packages, which we make available to you free of charge.



## Who's Adam?

This is the new app that records your **cosmotec** units and imports them onto your mobile devices. Thanks to Adam you will have access to our entire sales and technical documentation.

It's also possible to organise, monitor and report faults for for all **cosmotec** units equipped with a SEC.blue electronic controller or integrated Ethernet port.

## Why using Adam?

So you always have all the information at your fingertips, reducing the time needed for commissioning, maintenance, analysis and troubleshooting.

## Downloading Adam

- via smartphone or tablet iOS e Android (Google Play Services requires for geolocalization & OCR): download at <https://app.stulz.it>
- With a PC running Windows (in the versions currently supported by Microsoft on x86-64 architecture) download at <https://app.stulz.it/Adam.msi>



## Helping you choose

Designing your own air conditioning system for industrial applications can be particularly complex, due to the many variables that need to be considered in the choice. To enable you to start planning independently, we have developed Web Select, a web-based software that will guide you in making the best choice for your application's air conditioning.

Web Select includes the following **cosmotec** ranges:

- Air Conditioners
- Heat Exchangers
- Wall and roof fileter fans

## How to use Web Select

To use our software, you do not need to install any software, just go to [www.cosmotec.it/software/cosmotec-web-select/](http://www.cosmotec.it/software/cosmotec-web-select/) and follow the instructions. Available for Explorer 10, Chrome, Firefox  
Credentials are required for access, which you can obtain free of charge by writing to [setup.cva@stulz.it](mailto:setup.cva@stulz.it)

# Products Certifications

In a globalised and competitive market it is essential to provide the correct certification required in each country to which the product is exported.

Having the CE mark is not sufficient for export in USA, Canada and the Eurasian countries. To this end, **cosmotec** products have **specific certifications** which guarantee **high safety and quality standards**, adding brand value and **reducing type-approval and installation costs** along with the time required to enter the market.

**CE Certification**  
certifies that the product meets EU safety requirements

**Certification UKCA**  
a conformity mark that indicates conformity with the applicable requirements for products sold **within Great Britain**

**UL Listed Certification**  
certifies that the product complies with UL requirements and is related to the finished product and complete components, saving time and money on subsequent approvals of the electrical panel

**UL Recognized Certification**  
certifies that the product complies with the requirements of UL, but is related to components that form the basic elements of larger products or systems

**UL Listed FTTA Certification**  
Certification allows products to be installed without any further assessment regarding the Type protection approval process

**CSA Certification**  
The Canadian Standard Association is the Canadian counterpart of the US body UL. It acts as a certification body for the compliance of safety components with Canadian standards

**EAC Certification**  
Attestation certifying the conformity of a product to the requirements established by one or more Technical Regulations of the Customs Union, consisting of Russia, Belarus and Kazakhstan

	Declaration of Conformity EU + UKCA	Certificate of Compliance UL	Certificate of Compliance UL	Certificate of Compliance UL FTTA	Certificate of Compliance CSA	Certificate EAC
	CE UKCA	UL LISTED	UL US	UL LISTED FTTA/FTTA7	CSA	EAC
Protherm III CVE/ CVO	✓	✓				✓
Compact Protherm CNE/CNO	✓	✓				✓
SlimIn III CDE	✓	✓				✓
FlexIn CDI	✓	✓				✓
Top II ETE	✓		✓			✓
Module EVE	✓					✓
Kryos3 GS	✓		✓	✓	✓	✓
KryosROOF TS	✓		✓	✓		✓



# Industrial air conditioners for electrical panels

## Why cool an electrical panel?

The cooling of electrical panels or cabinets is essential in any application to ensure the proper functioning of internal components and production processes, **preventing and avoiding production and/or distribution downtime.**

cosmotec products offer protection against:

- the formation of high temperature and high humidity and consequently overheating and condensation
- the infiltration of dust and/or sand, corrosive agents, etc.

**to prevent component wear, derating and failure, thus ensuring reliability, safety and efficiency.**

## When cool an electrical panel?

Air conditioners for electrical cabinets exploit the principle of a refrigerated circuit using R134a (HFC) refrigerant gas, guarantee precise temperature control and offer simple installation on the electrical panel. Air conditioners are mainly recommended if:

- the outside air has a higher temperature value than the inside air
- the ambient air is extremely oily or dusty
- outside air and humidity must not enter the electrical cabinet
- no hydraulic circuit is to be provided



## Main factors influencing the choice of air conditioning type

The choice of air conditioning solution is mainly determined by the following factors:

- **application:** Indoor, cabinet positioned inside a building, or Outdoor, cabinet positioned in an outdoor environment
- **air quality:** presence of humidity, dust, oils
- **reference temperatures:** internal (Ti) and external (Te) and the ratio between them (Ti>Te, Ti<Te)
- **presence of chilled water**



**Protherm**  
Wall mounted air conditioner  
Application: Indoor (CVE) Outdoor (CVO)  
External /semi-flush (CVE07-15-500S) mounting

pag. 16



**Compact Protherm**  
Wall mounted air conditioner  
Application: Indoor (CNE) Outdoor (CNO)  
External mounting on cabinets with reduced depthw

pag. 28



**SlimIn**  
Wall mounted air conditioner  
Application: Indoor  
Flush, semi-flush, external mounting  
For the conditioning of electrical panels where space is at a premium

pag. 33



**FlexIn**  
Inverter air conditioner  
Application: Indoor  
Flush, semi-flush, external mounting  
Higher efficiency and high savings

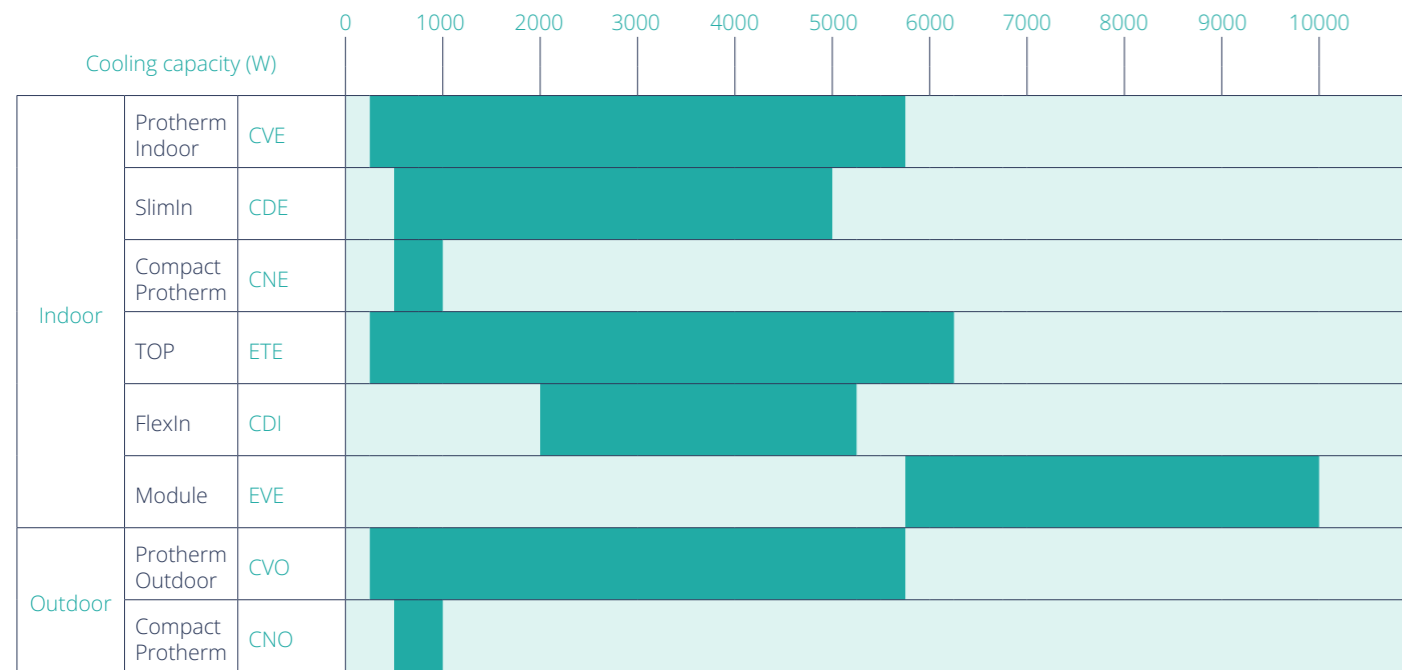
pag. 38



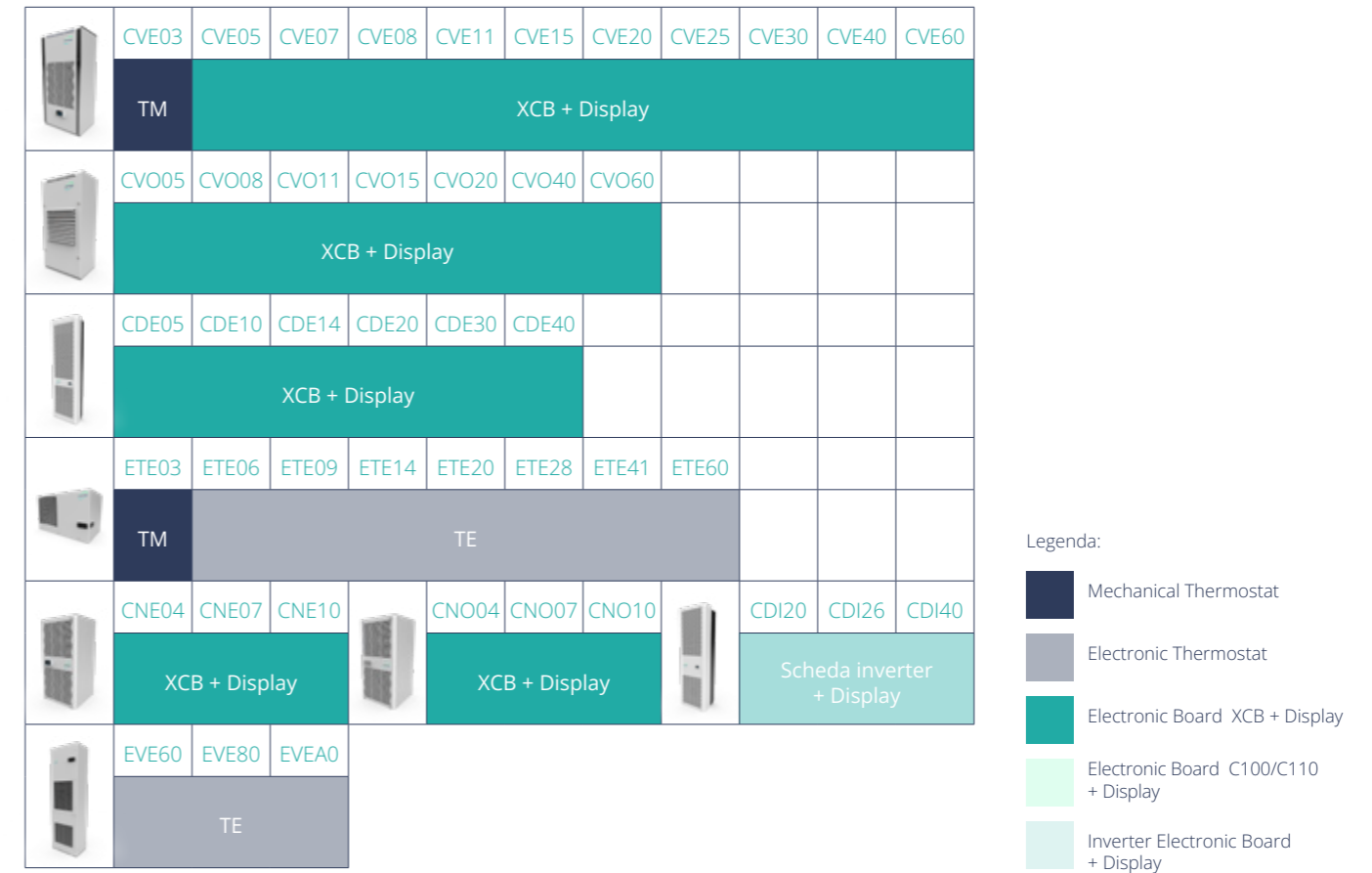
**Module**  
Wall mounted air conditioner  
Application: Indoor  
External mounting  
For the cooling of modular enclosures with high thermal loads

pag. 41

# Overview Air Conditioners Cooling Capacity

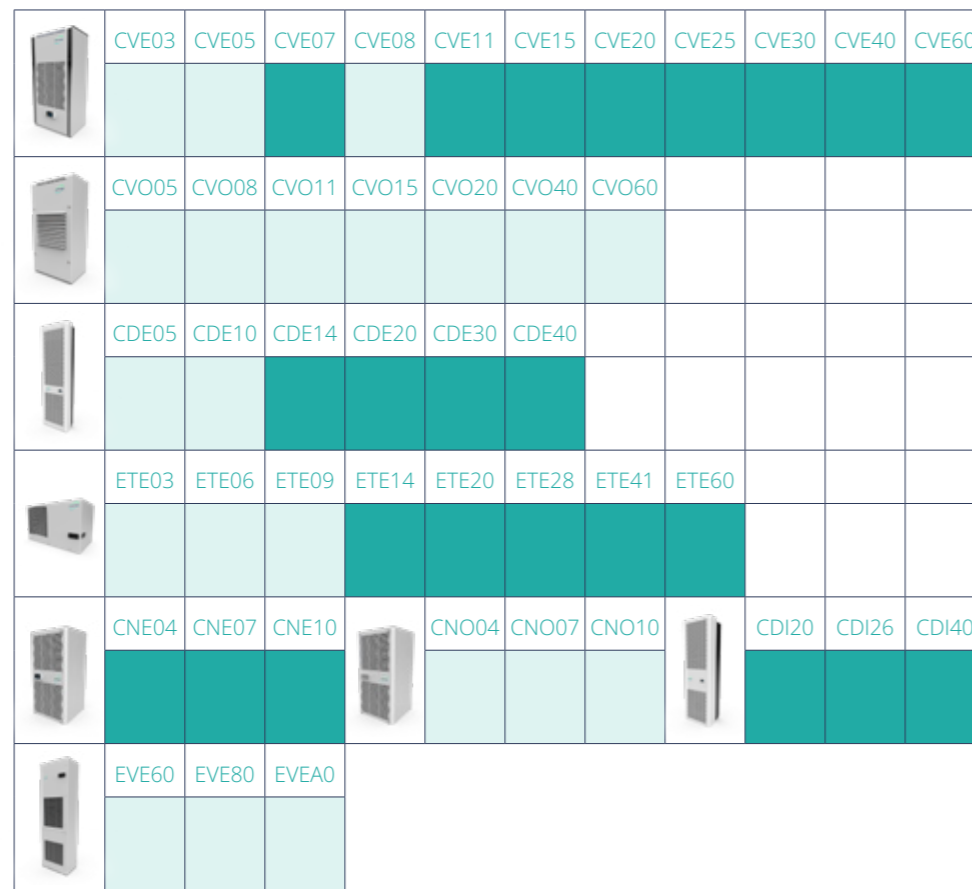


# Overview Air Conditioners Controllers



# Condensate Evaporator

Device without any power consumption for the elimination or reduction of condensation produced by the air conditioner. Operating principle: Condensate falls inside a container into which the compressor's hot tube is passed, evaporating the liquid. The vapour formed is transferred to the outside environment through the air flow of the condenser fan.



Legend: Present (teal), Not available (light blue)

## Mechanical Thermostat

gas-charged. It has a bulb positioned at the entry point of the air intake from the cabinet and detects and controls the temperature, giving consent to the devices connected to it.

## Electric Thermostat

microprocessor electronic controller for the management of the cooling function. Displays the operating statuses and any alarms and gives the possibility of modifying the user parameters. Presence of an alarm contact and remote control/open door

## Electronic board XCB

installed in the internal compartment, offers adequate protection against external agents (dust, oils) in the environment. Mode of operation: direct expansion cooling and heating, for units equipped with electrical resistance

- Display of operating statuses and alarms and possibility of changing user parameters
- Presence of a changeover alarm contact (NO and NC) and a remote control/open door
- Test mode function for quick and easy component start-up and verification
- SEM and SEM2 functions for reducing power consumption by managing the evaporator fan
- Management of the condenser fan if the application requires low noise values
- Possibility of system redundancy via sequencing function and communication between two conditioners
- Elimination of hot spots with the possibility of installing a remote probe
- Remote communication via built-in RS485 serial port and Modbus RTU protocol

## Electronic board C100/C110

installed in the internal compartment, offers adequate protection against external agents (dust, oil) in the environment

- Modes of operation: direct expansion cooling, Free Cooling, via modulation of the damper integrated in the air conditioner, emergency ventilation when the main power supply is not operating (if present), heating, for units equipped with an electric heater.
- Display of operating statuses and alarms and possibility of changing user parameters
- Signals: two alarm contacts, classified as warning and general, and two digital inputs to send remote or smoke-fire signals via external devices.
- Regulation: variable compressor speed 48Vdc (PRT20), condenser fan speed in relation to outside temperature in relation to the external operating temperature

## Inverter Electronic Board

installed in the interior compartment, it offers adequate protection against external agents (dust, oils) in the environment

- Mode of operation: direct expansion cooling with continuous variation of the cooling capacity according to the actual heat load and optimising operation under all operating conditions.
- Display of operating statuses and alarms and possibility of changing user parameters
- Presence of a switch alarm contact (NO and NC) and a remote control/open door
- Test mode function for quick and easy component start-up and verification
- Intake or outlet internal temperature reading
- Elimination of hot spots with the possibility of installing a remote probe
- Temperature control with 0.2°C accuracy under stable load conditions
- Possibility of system redundancy via sequencing function and communication between three conditioners
- Remote communication via built-in Ethernet port and HTTP, SNMP, and TCP-IP protocols



# Protherm

## Indoor & Outdoor

### Target: Savings and Efficiency

The increasing need to reduce consumption has forced the development of industrial air conditioning systems strongly oriented to **maximum efficiency**, while maintaining **robustness**, **reliability** and **compactness**, all characteristics that can be found in Protherm air conditioners.

Protherm offer a wide range of air conditioners to meet different customer requirements, both for cooling of electrical panels for **industrial applications** (CVE) and for the air conditioning of shelters/cabinets for **telecommunications, power distribution, etc** (CVO).

The CVE air conditioners, **for indoor applications**, are characterised by a display installed on the panel for the visualisation of information (except CVE03) and by the condensate dissipator (from CVE11 and CVE07).

The CVO air conditioners, suitable for outdoor applications, are able to operate at **low external temperatures**, even below -20°C; moreover the display is supplied as an accessory, in order to avoid vandalism or modifications, and can be integrated with an electric resistance for the heating function, when necessary (from CVO11).

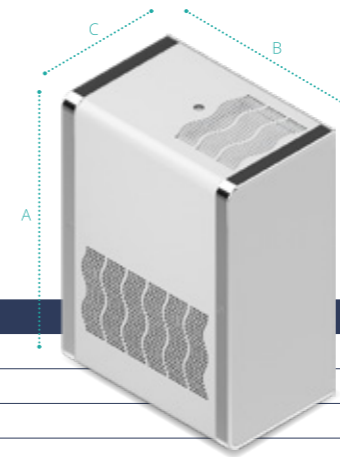
### Energy efficiency at the core

SEM (Smart Energy Management) and SEM2 logics provide **energy savings of up to 23%**, combined with an increase in the cooling power of the air conditioner. Thanks to the micro-channel coil of the Protherm air conditioners, which is thinner than traditional coils, there is a **significant reduction in pressure drops** and a greater air flow rate on the condenser, with a consequent reduction in power consumption. Furthermore, thanks to the management of the evaporator fan by the XCB electronic control, it is possible to achieve a **significant reduction in power consumption**.

### Main Features


- Cooling Capacity : 360-5600 W CVE / 500-4000W CVO
- CVE (07/15/25)00S semi-flush mounting option
- Electronic Board XCB + display (except CVE03 - display as accessory on CVO)
- Certifications: CE, UL Listed, EAC
- Sequencing and Modbus (with specific Accessories)
- Condensate dissipator available starting from CVE11 and on CVE0700S
- Quick connections (CE version, except CVE03)
- µchannel condenser (from CVE/CVO11 + CVE0700S)
- General alarm and remote control contacts (except CVE03)
- NEMA 4/4x protection degree for CVO UL units
- Operation down to -40°C ambient temperature for CVO UL Listed units
- Protective treatment on the condenser, standard for CVO UL Listed units

### CVE03



CODE		M.U.	CVE03U12200000		CVE03U12030000
UL Listed			✓		✓
Rated Voltage		V, ~	230, 1		115, 1
Nominal Frequency		Hz	50	60	60
Cooling Capacity	L35L35	W	--	380	380
Cooling Capacity	L35L50	W	--	240	240
Power Consumption	L35L50	W	--	220	220
Current Compsumtion	CE, L35L35	A	1,3	1,4	--
	UL,45L55	A	--	1,7	2,9
Start.-up Current	CE	A	9,8		--
Internal operating temperatures	min/max	°C	+25 / +45		+25 / +45
External operating temperatures	min/max	°C	+20 / +55		+20 / +55
Internal Circuit Protection Degree	CE	IP	54		--
	UL	Type	--	12	12
External Sound Pressure		dB(A)	52		52
Height (A)		mm	443		443
Width (B)		mm	324,5		324,5
Depth (C)		mm	206		206
Weight		kg	17		17

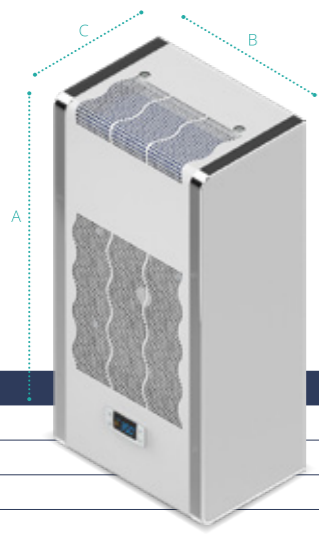
### CVE05



CODE		M.U.	CVE05U12208000		CVE05U12038000
UL Listed			✓		✓
Rated Voltage		V, ~	230, 1		115, 1
Nominal Frequency		Hz	50	60	60
Cooling Capacity	L35L35	W	--	580	580
Cooling Capacity	L35L50	W	--	430	430
Power Consumption	L35L50	W	--	390	390
Current Compsumtion	CE, L35L35	A	1,4	1,5	--
	UL, L45L55	A	--	21	4,7
Start.-up Current	CE	A	7,5		--
Internal operating temperatures	min/max	°C	+25 / +45		+25 / +45
External operating temperatures	min/max	°C	+20 / +55		+20 / +55
Internal Circuit Protection Degree	CE	IP	54		--
	UL	Type	--	12	12
External Sound Pressure		dB(A)	60		60
Height (A)		mm	642		642
Width (B)		mm	314,5		314,5
Depth (C)		mm	221		221
Weight		kg	23		23

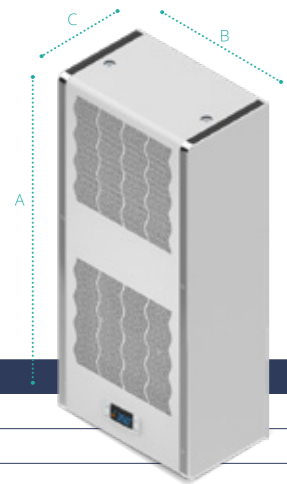


**CVE08**




CODE	M.U.	CVE08U12208000	CVE08U12038000
UL Listed		✓	✓
Rated Voltage	V, ~	230, 1	115, 1
Nominal Frequency	Hz	50 60	60
Cooling Capacity	L35L35 W	-- 900	900
Cooling Capacity	L35L50 W	-- 700	700
Power Consumption	L35L50 W	-- 600	600
Current Compsuntion	CE, L35L35 A	2,6 2,7	--
	UL, L45L55 A	-- 3,9	7,2
Start.-up Current	CE A	20	--
Internal operating temperatures	min/max °C	+25 / +45	+25 / +45
External operating temperatures	min/max °C	+20 / +55	+20 / +55
Internal Circuit Protection Degree	CE IP	54	--
	UL Type	-- 12	12
External Sound Pressure	dB(A)	64	64
Height (A)	mm	642	642
Width (B)	mm	314,5	314,5
Depth (C)	mm	221	221
Weight	kg	27	27

**CVE11**



CODE	M.U.	CVE11U12208000	CVE11U12038000
UL Listed		✓	✓
Rated Voltage	V, ~	230, 1	115, 1
Nominal Frequency	Hz	50 60	60
Cooling Capacity	L35L35 W	-- 1150	1150
Cooling Capacity	L35L50 W	-- 890	890
Power Consumption	L35L50 W	-- 750	650
Current Compsuntion	CE, L35L35 A	2,8 3,3	--
	UL, L45L55 A	-- 3,6	7,5
Start.-up Current	CE A	20	--
Internal operating temperatures	min/max °C	+25 / +45	+25 / +45
External operating temperatures	min/max °C	+20 / +55	+20 / +55
Internal Circuit Protection Degree	CE IP	54	--
	UL Type	-- 12	12
External Sound Pressure	dB(A)	65	65
Height (A)	mm	913	913
Width (B)	mm	413	413
Depth (C)	mm	248	248
Weight	kg	44	44

**CVE15**



CODE	M.U.	CVE15U12208000	CVE15U12038000	CVE15U12628000
UL Listed		✓	✓	✓
Rated Voltage	V, ~	230, 1	115, 1	400, 3 460, 3
Nominal Frequency	Hz	50 60	60	50 60
Cooling Capacity	L35L35 W	-- 1600	1600	-- 1500
Cooling Capacity	L35L50 W	-- 1280	1280	-- 1200
Power Consumption	L35L50 W	-- 825	825	-- 830
Current Compsuntion	CE, L35L35 A	3,9 4,3	--	-- 1,4
	UL, L45L55 A	-- 4,5	9,4 L40L50	-- 1,97
Start.-up Current	CE A	28	--	31
Internal operating temperatures	min/max °C	+25 / +45	+25 / +40	+25 / +45
External operating temperatures	min/max °C	+20 / +55	+20 / +50	+20 / +55
Internal Circuit Protection Degree	CE IP	54	--	54
	UL Type	-- 12	12	-- 12
External Sound Pressure	dB(A)	65	65	65
Height (A)	mm	913	913	1005
Width (B)	mm	413	413	413
Depth (C)	mm	248	248	263
Weight	kg	46	46	48

**CVE20**




CODE	M.U.	CVE20U12208000	CVE20U12038000	CVE20U12628000
UL Listed		✓	✓	✓
Rated Voltage	V, ~	230, 1	115, 1	400, 3 460, 3
Nominal Frequency	Hz	50 60	60	50 60
Cooling Capacity	L35L35 W	-- 2200	2200	-- 2100
Cooling Capacity	L35L50 W	-- 1850	1850	-- 1800
Power Consumption	L35L50 W	-- 1240	1240	-- 1100
Current Compsuntion	CE, L35L35 A	4,8 5,5	--	1,7 1,8
	UL, L45L55 A	-- 6,3	13,64	-- 2,88
Start.-up Current	CE A	34	--	40
Internal operating temperatures	min/max °C	+25 / +45	+25 / +45	+25 / +45
External operating temperatures	min/max °C	+20 / +55	+20 / +55	+20 / +55
Internal Circuit Protection Degree	CE IP	54	--	54
	UL Type	-- 12	12	-- 12
External Sound Pressure	dB(A)	67	66	67
Height (A)	mm	1005	1005	1005
Width (B)	mm	413	413	413
Depth (C)	mm	263	263	263
Weight	kg	48	48	48




### CVE30

CODE		M.U.	CVE30U12208000		CVE30U12628000	
UL Listed			✓		✓	
Rated Voltage		V, ~	230, 1		400, 3	460, 3
Nominal Frequency		Hz	50	60	50	60
Cooling Capacity	L35L35	W	--	3150	--	3000
Cooling Capacity	L35L50	W	--	2600	--	2500
Power Consumption	L35L50	W	--	1370	--	1590
Current Compsuntion	CE, L35L35	A	5	6,2	2,7	2,6
	UL, L45L55	A	--	8	--	4,55
Start.-up Current	CE	A	36		62	
Internal operating temperatures	min/max	°C	+25 / +45		+25 / +45	
External operating temperatures	min/max	°C	+20 / +55		+20 / +55	
Internal Circuit Protection Degree	CE	IP	54		54	
	UL	Type	--	12	--	12
External Sound Pressure		dB(A)	67		67	
Height (A)		mm	1219		1219	
Width (B)		mm	514		514	
Depth (C)		mm	347		347	
Weight		kg	75		80	



### CVE60

CODE		M.U.	CVE60U12628000	
UL Listed			✓	
Rated Voltage		V, ~	400, 3	460, 3
Nominal Frequency		Hz	50	60
Cooling Capacity	L35L35	W	--	5950
Cooling Capacity	L35L50	W	--	4850
Power Consumption	L35L50	W	--	3600
Current Compsuntion	CE, L35L35	A	4,2	5,7
	UL, L45L55	A	--	9,64
Start.-up Current	CE	A	53	
Internal operating temperatures	min/max	°C	+25 / +45	
External operating temperatures	min/max	°C	+20 / +55	
Internal Circuit Protection Degree	CE	IP	54	
	UL	Type	--	12
External Sound Pressure		dB(A)	71	
Height (A)		mm	1406	
Width (B)		mm	556	
Depth (C)		mm	403	
Weight		kg	100	



### CVE40

CODE		M.U.	CVE40U12208000		CVE40U12628000	
UL Listed			✓		✓	
Rated Voltage		V, ~	230, 1		400, 3	460, 3
Nominal Frequency		Hz	50	60	50	60
Cooling Capacity	L35L35	W	--	4100	--	4050
Cooling Capacity	L35L50	W	--	3300	--	3260
Power Consumption	L35L50	W	--	1850	--	1840
Current Compsuntion	CE, L35L35	A	7,3	7,3	2,8	3,1
	UL, L45L55	A	--	8,3	--	5,26
Start.-up Current	CE	A	36		19	
Internal operating temperatures	min/max	°C	+25 / +45		+25 / +45	
External operating temperatures	min/max	°C	+20 / +55		+20 / +55	
Internal Circuit Protection Degree	CE	IP	54		54	
	UL	Type	--	12	--	12
External Sound Pressure		dB(A)	67		67	
Height (A)		mm	1219		1219	
Width (B)		mm	514		514	
Depth (C)		mm	347		347	
Weight		kg	80		85	

## Optional Protherm Indoor CVE

CODE	Special Colour	Stainless Steel AISI304 Housing	Stainless Steel AISI316 Housing	LN Version (only for 230 V units)	Control Phase Module (only for -3 units)	Condenser Protective Treatment
CVE03	OCASC03	OCAINI0403	OCAINI1603	--	--	OCATC03
CVE05	OCASC05	OCAINI0405	OCAINI1605	OCALN05	--	OCATC05
CVE08	OCASC05	OCAINI0405	OCAINI1605	OCALN08	--	OCATC05
CVE11	OCASC05	OCAINI0411	OCAINI1611	OCALN08	--	OCATC11
CVE15	OCASC05	OCAINI0411	OCAINI1611	OCALN08	OCACFM	OCATC11
CVE20	OCASC05	OCAINI0411	OCAINI1611	OCALN20	OCACFM	OCATC11
CVE30	OCASC30	OCAINI0430	OCAINI1630	OCALN20	OCACFM	--
CVE40	OCASC30	OCAINI0430	OCAINI1630	OCALN40	OCACFM	OCATC40
CVE60	OCASC60	OCAINI0460	OCAINI1660	OCALN60	OCACFM	OCATC40

## Accessories Protherm Indoor CVE

CODE	Air filter (only for painted version)	Baffle	Semi-flush Mounting Frame	Flush Mounting Frame	IP55 Gasket (only for CE units)	Sequencing Cable	Modbus Serial Port	SE <sup>2</sup> Remote Probe
CVE03	--	ACABAF03	--	--	ACAG03	--	--	--
CVE05	ACAFLTI05	ACABAF05	ACASEF05	ACATEF05	ACAG03	ACASEQ	ACASPM	ACARES
CVE08	ACAFLTI05	ACABAF05	ACASEF05	ACATEF05	ACAG03	ACASEQ	ACASPM	ACARES
CVE11	ACAFLTI11	ACABAF11	ACASEF11	ACATEF11	ACAG11	ACASEQ	ACASPM	ACARES
CVE15	ACAFLTI11	ACABAF11	ACASEF11/20 (1)	ACATEF11/20 (1)	ACAG11	ACASEQ	ACASPM	ACARES
CVE20	ACAFLTI11	ACABAF11	ACASEF20	ACATEF20	ACAG11	ACASEQ	ACASPM	ACARES
CVE30	ACAFLTI30	ACABAF30	ACASEF30	ACATEF30	ACAG11	ACASEQ	ACASPM	ACARES
CVE40	ACAFLTI30	ACABAF30	ACASEF30	ACATEF30	ACAG11	ACASEQ	ACASPM	ACARES
CVE60	ACAFLTI60	ACABAF60	--	--	ACAG11	ACASEQ	ACASPM	ACARES

(1) Check the model

(2) Only for external mounting

## Accessories Optionals Protherm Indoor CVE

Air Filter CODE	Special Colour
ACAFLTI05	OCASCFLTI05
ACAFLTI11	OCASCFLTI05
ACAFLTI30	OCASCFLTI30
ACAFLTI60	OCASCFLTI60

Semi-flush Mounting Frame CODE	Special Colour
ACASEF05	OCASCSEF05
ACASEF11	OCASCSEF05
ACASEF20	OCASCSEF05
ACASEF30	OCASCSEF30


Flush Mounting Frame CODE	Special Colour
ACATEF05	OCASCTEF05
ACATEF11	OCASCTEF05
ACATEF20	OCASCTEF05
ACATEF30	OCASCTEF30

## CVO05




CODE	M.U.	CVO05U12208000	CVO05U12038000
UL Listed		✓	✓
Rated Voltage	V, ~	230,1	115,1
Nominal Frequency	Hz	50	60
Cooling Capacity	L35L35 W	-	580
Cooling Capacity	L35L50 W	-	430
Power Consumption	L35L50 W	-	390
Current Consumption	CE, L35L35 A	1,4	1,5
	UL, L45L55 A	-	2,1
Start-up Current	CE A	7,5	-
Internal operating temperatures	min/max °C	+25 / +45	+25 / +45
External operating temperatures	min/max °C	-40 / +55	-40 / +55
Internal Circuit Protection Degree	CE IP	55	-
	UL Type	--	4
External Sound Pressure	dB(A)	60	60
Height (A)	mm	636	636
Width (B)	mm	314,5	314,5
Depth (C)	mm	233	233
Weight	kg	23	23

## CVO08




CODE	M.U.	CVO08U12208000	CVO08U12038000
UL Listed		✓	✓
Rated Voltage	V, ~	230,1	115,1
Nominal Frequency	Hz	50	60
Cooling Capacity	L35L35 W	-	900
Cooling Capacity	L35L50 W	-	700
Power Consumption	L35L50 W	-	600
Current Consumption	CE L35L35 A	2,6	2,7
	UL L45L55 A	-	3,9
Start-up Current	CE A	20	-
Internal operating temperatures	min/max °C	+25 / +45	+25 / +45
External operating temperatures	min/max °C	-40 / +55	-40 / +55
Internal Circuit Protection Degree	CE IP	55	-
	UL Type	-	4
External Sound Pressure	dB(A)	64	64
Height (A)	mm	636	636
Width (B)	mm	314,5	314,5
Depth (C)	mm	233	233
Weight	kg	27	27

### CVO11



CODE	M.U.	CVO11U12208000	CVO11U12038000
UL Listed		✓	✓
Rated Voltage	V, ~	230,1	115,1
Nominal Frequency	Hz	50 60	60
Cooling Capacity	L35L35 W	- 1150	1150
Cooling Capacity	L35L50 W	- 890	890
Power Consumption	L35L50 W	- 750	650
Current Compsuntion	CE, L35L35 A	2,8 3,3	-
	UL, L45L55 A	- 3,6	7,5
Start-up Current	CE A	20	-
Internal operating temperatures	min/max °C	+25 / +45	+25 / +45
External operating temperatures	min/max °C	-40 / +55	-40 / +55
Internal Circuit Protection Degree	CE IP	55	-
	UL Type	- 4	4
External Sound Pressure	dB(A)	65	65
Height (A)	mm	906	906
Width (B)	mm	412,5	412,5
Depth (C)	mm	271,5	271,5
Weight	kg	44	44

### CVO15




CODE	M.U.	CVO15U12208000	CVO15U12038000	CVO15U12628000
UL Listed		✓	✓	✓
Rated Voltage	V, ~	230,1	115,1	400,3 460,3
Nominal Frequency	Hz	50 60	60	50 60
Cooling Capacity	L35L35 W	- 1600	1600	- 1500
Cooling Capacity	L35L50 W	- 1280	1280	- 1200
Power Consumption	L35L50 W	- 825	825	- 830
Current Compsuntion	CE, L35L35 A	3,9 4,3	--	-- 1,4
	UL, L45L55 A	- 4,5	9,4 L40L50	- 1,97
Start-up Current	CE A	28	--	31
Internal operating temperatures	min/max °C	+25 / +45	+25 / +40	+25 / +45
External operating temperatures	min/max °C	-40 / +55	-40 / +50	-40 / +55
Internal Circuit Protection Degree	CE IP	55		55
	UL Type	- 4	4	- 4
External Sound Pressure	dB(A)	65	65	65
Height (A)	mm	906	906	999
Width (B)	mm	412,5	412,5	412,5
Depth (C)	mm	271,5	271,5	286
Weight	kg	46	46	48

### CVO20




CODE	M.U.	CVO20U12208000	CVO20U12038000	CVO20U12628000
UL Listed		✓	✓	✓
Rated Voltage	V, ~	230,1	115,1	400,3 460,3
Nominal Frequency	Hz	50 60	60	50 60
Cooling Capacity	L35L35 W	- 2200	2200	- 2100
Cooling Capacity	L35L50 W	- 1850	1850	- 1800
Power Consumption	L35L50 W	- 1240	1240	- 1200
Current Compsuntion	CEL35L35 A	4,8 5,5	-	1,7 1,8
	UL L45L55 A	- 6,3	13,64	- 2,88
Start-up Current	CE A	34	-	40
Internal operating temperatures	min/max °C	+25 / +45	+25 / +45	+25 / +45
External operating temperatures	min/max °C	-40 / +55	-40 / +55	-40 / +55
Internal Circuit Protection Degree	CE IP	55	-	55
	UL Type	- 4	4	- 4
External Sound Pressure	dB(A)	67	66	67
Height (A)	mm	999	999	999
Width (B)	mm	412,5	412,5	412,5
Depth (C)	mm	286	286	286
Weight	kg	48	48	48

### CVO40



CODE	M.U.	CVO40U12208000	CVO40U12628000
UL Listed		✓	✓
Rated Voltage	V, ~	230,1	400,3 460,3
Nominal Frequency	Hz	50 60	50 60
Cooling Capacity	L35L35 W	- 4100	- 4050
Cooling Capacity	L35L50 W	- 3300	- 3260
Power Consumption	L35L50 W	- 1850	- 1840
Current Compsuntion	CE L35L35 A	2,3 7,3	2,8 3,1
	UL L45L55 A	- 8,3	- 5,26
Start-up Current	CE A	36	19
Internal operating temperatures	min/max °C	+25 / +45	+25 / +45
External operating temperatures	min/max °C	-40 / +55	-40 / +55
Internal Circuit Protection Degree	CE IP	55	55
	UL Type	- 4	- 4
External Sound Pressure	dB(A)	67	67
Height (A)	mm	1211	1211
Width (B)	mm	514	514
Depth (C)	mm	370	370
Weight	kg	80	85

## CVO60



CODE		M.U.	CVO60U12628000	
UL Listed			✓	
Rated Voltage		V, ~	400,3	460,3
Nominal Frequency		Hz	50	60
Cooling Capacity	L35L35	W	-	5950
Cooling Capacity	L35L50	W	-	4850
Power Consumption	L35L50	W	-	3600
Current Consumption	CE L35L35	A	4,2	5,7
	UL L45L55	A	-	9,46
Start-up Current	CE	A	53	
Internal operating temperatures	min/max	°C	+25 / +45	
External operating temperatures	min/max	°C	-40 / +55	
Internal Circuit Protection Degree	CE	IP	55	
	UL	Type	-	4
External Sound Pressure		dB(A)	71	
Height (A)		mm	1399	
Width (B)		mm	556	
Depth (C)		mm	428	
Weight		kg	100	

## Optional Protherm Outdoor CVO

CODE	Special Colour (only for CE units)	Stainless Steel AISI304 Housing	Stainless Steel AISI316 Housing	LN Version (only for 230V units)	Control Phase Module (only for three-phase units)	Condenser Protective Treatment	Electrical Heating (only for 230V units)
CVO05	OCASC05	OCAINO0405	OCAINO1605	OCALN05	--	OCATC05 (1)	--
CVO08	OCASC05	OCAINO0405	OCAINO1605	OCALN08	--	OCATC05 (1)	--
CVO11	OCASC05	OCAINO0411	OCAINO1611	OCALN08	--	OCATC11 (1)	RSC1
CVO15	OCASC05	OCAINO0411	OCAINO1611	OCALN08	OCACFM	OCATC11 (1)	RSC1
CVO20	OCASC05	OCAINO0411	OCAINO1611	OCALN20	OCACFM	OCATC11 (1)	RSC1
CVO40	OCASC30	OCAINO0430	OCAINO1630	OCALN40	OCACFM	OCATC40 (1)	RSC1-RSC3
CVO60	OCASC60	OCAINO0460	OCAINO1660	OCALN60	OCACFM	OCATC40 (1)	--

(1) Standard on UL Listed units

## Accessories Protherm Outdoor CVO

CODE	Filter	Keypad	Semi-flush Mounting Frame	Flush Mounting Frame	IP55 Gasket (only for CE units)	Sequencing Cable	Modbus Serial Port	SE <sup>2</sup> Remote Probe
CVO05	ACAFLTO05	ACAKPD	ACASEF05	ACATEF05	ACAG03	ACASEQ	ACASPM	ACARES
CVO08	ACAFLTO05	ACAKPD	ACASEF05	ACATEF05	ACAG03	ACASEQ	ACASPM	ACARES
CVO11	ACAFLTO11	ACAKPD	ACASEF11	ACATEF11	ACAG11	ACASEQ	ACASPM	ACARES
CVO15	ACAFLTO11	ACAKPD	ACASEF11/20 (1)	ACATEF11/20 (1)	ACAG11	ACASEQ	ACASPM	ACARES
CVO20	ACAFLTO11	ACAKPD	ACASEF20	ACATEF20	ACAG11	ACASEQ	ACASPM	ACARES
CVO40	ACAFLTO30	ACAKPD	ACASEF30	ACATEF30	ACAG11	ACASEQ	ACASPM	ACARES
CVO60	ACAFLTO60	ACAKPD	--	--	ACAG11	ACASEQ	ACASPM	ACARES

(1) Check the model

# Compact Protherm

Indoor & Outdoor


**Compact Protherm** is the range of industrial air conditioners designed for installations where units with **small overall dimensions** in terms of width or height are required. The technical solutions available distinguish these compact air conditioners for electrical panels for **flexibility, reliability and efficiency**.

In industrial automation, production space is an increasingly valuable asset and there is a need to find solutions that combine **high performance with optimised layouts**. However, the optimisation of the space also generates a greater density of electronic control components, worsening the thermal conditions of the system, which must be protected even more carefully against overheating in order to guarantee **continuity of service**. **Compact Protherm**, an evolution of our bestseller, offers a Thermal Management solution suitable for placement on the side of all electrical cabinets **up to 300mm deep**, thanks to a **width of only 280mm**. In addition, the range also features a low height of 565mm, allowing it to be installed in electrical boxes integrated into machine tools.


This new range of air conditioners responds to the needs of sectors where attention to hygiene is essential, such as the Food & Beverage. The main features that make **Compact Protherm** perfect for this kind of application are: **possibility of stainless steel coating, high IP55/Type4/4x protection degree, dedicated layout and some** and a few Accessories available, such as the **roof inclined at 30°**, which avoid the deposit of dust and liquids on the roof, meeting the requirements of hygiene and safety.

### Main Features

- Application Indoor (CNE) and Outdoor (CNO)
- Compact dimensions - Two sizes , one cut-out
- Cooling Capacity: 400W...1000W
- High Efficiency
- Wide power supply range
- Certifications: CE, UL, EAC
- Protection Degree: IP54/55, Type12/4-4x
- Electronic Board (+display)
- Condensate Dissipatore (Indoor Version)
- Low noise
- Quick electric connections



### CNE04




CODE	M.U.	CNE04U122080000	CNE04U122880000	CNE04U120380000
UL LISTED		✓	✓	✓
Rated Voltage	V, ~	230, 1	400,2	460,2
Nominal Frequency	Hz	50	60	60
Cooling Capacity	L35L35 W	--	495	455
Cooling Capacity	L35L50 W	--	385	335
Power Consumption	L35L50 W	--	220	255
Max current consumption.	A	1,2	1,25	2,49
Start-up current	CE A	4,6	2,6	--
Internal operating temp..	min/max °C	+20 / +45	+20 / +45	+25 / +45
External operating temp.	min/max °C	+20 / +55	+20 / +55	+20 / +50
Protection Degree internal circuit	CE IP	54	54	--
	UL Type	--	12	12
External sound pressure	dB(A)	55	55	55
Height (A)	mm	565	565	565
Width (B)	mm	280	280	280
Depth (C)	mm	220	278	220
Weight	kg	17	21	17

### CNE07

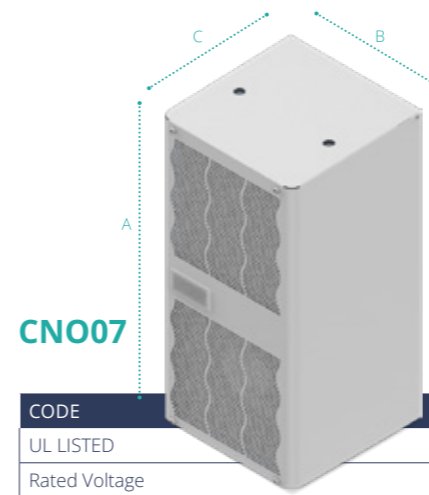


CODE	M.U.	CNE07U122080000	CNE07U122880000	CNE07U120380000
UL LISTED		✓	✓	✓
Rated Voltage	V, ~	230, 1	400,2	460,2
Nominal Frequency	Hz	50	60	60
Cooling Capacity	L35L35 W	--	670	625
Cooling Capacity	L35L50 W	--	490	460
Power Consumption	L35L50 W	--	360	335
Max current consumption.	A	2	1,59	3,21
Start-up current	CE A	7	4,5	--
Internal operating temp..	min/max °C	+20 / +45	+20 / +45	+25 / +45
External operating temp.	min/max °C	+20 / +55	+20 / +55	+20 / +50
Protection Degree internal circuit	CE IP	54	54	--
	UL Type	--	12	12
External sound pressure	dB(A)	55	55	55
Height (A)	mm	565	565	565
Width (B)	mm	280	280	280
Depth (C)	mm	220	278	220
Weight	kg	18	22	18



**CNE10**

CODE	M.U.	CNE10U122080000	CNE10U122880000	CNE10U120380000
UL LISTED		✓	✓	✓
Rated Voltage	V, ~	230,1	400,2   460,2	115,1
Nominal Frequency	Hz	50   60	50   60	60
Cooling Capacity	L35L35 W	--   1075	--   1050	950
Cooling Capacity	L35L50 W	--   830	--   825	700
Power Consumption	L35L50 W	--   530	--   530	555
Max current consumption.	A	2,5   2,4	1,4   ---	5,09
Start-up current	CE A	46	4,5	--
Internal operating temp..	min/max °C	+20 / +45	+20 / +45	+25 / +45
External operating temp.	min/max °C	+20 / +55	+20 / +55	+20 / +50
Protection Degree internal circuit	CE IP	54	54	--
	UL Type	--   12	--   12	12
External sound pressure	dB(A)	58	58	58
Height (A)	mm	565	565	565
Width (B)	mm	280	280	280
Depth (C)	mm	278	278	278
Weight	kg	20	23	20



**CNO07**

CODE	M.U.	CNO07U122080000	CNO07U122880000	CNO07U120380000
UL LISTED		✓	✓	✓
Rated Voltage	V, ~	230,1	400,2   460,2	115,1
Nominal Frequency	Hz	50   60	50   60	60
Cooling Capacity	L35L35 W	--   670	--   655	625
Cooling Capacity	L35L50 W	--   490	--   480	460
Power Consumption	L35L50 W	--   360	--   360	335
Max current consumption.	A	2   1,59	1   ---	3,71
Start-up current	CE A	7	4,5	--
Internal operating temp..	min/max °C	+20 / +45	+20 / +45	+25 / +45
External operating temp.	min/max °C	-20 / +55	-20 / +55	-20 / +55
Protection Degree internal circuit	CE IP	55	55	--
	UL Type	--   4	--   4	4
External sound pressure	dB(A)	55	55	55
Height (A)	mm	565	565	565
Width (B)	mm	280	280	280
Depth (C)	mm	220	278	220
Weight	kg	18	22	18



**CNO04**

CODE	M.U.	CNO04U122080000	CNO04U122880000	CNO04U120380000
UL LISTED		✓	✓	✓
Rated Voltage	V, ~	230,1	400,2   460,2	115,1
Nominal Frequency	Hz	50   60	50   60	60
Cooling Capacity	L35L35 W	--   495	--   490	455
Cooling Capacity	L35L50 W	--   385	--   380	335
Power Consumption	L35L50 W	--   220	--   220	255
Max current consumption.	A	1,2   1,25	0,6   ---	2,49
Start-up current	CE A	4,6	2,6	--
Internal operating temp..	min/max °C	+20 / +45	+20 / +45	+25 / +45
External operating temp.	min/max °C	-20 / +55	-20 / +55	-20 / +55
Protection Degree internal circuit	CE IP	55	55	--
	UL Type	--   4	--   4	4
External sound pressure	dB(A)	55	55	55
Height (A)	mm	565	565	565
Width (B)	mm	280	280	280
Depth (C)	mm	220	278	220
Weight	kg	17	21	17



**CNO10**

CODE	M.U.	CNO10U122080000	CNO10U122880000	CNO10U120380000
UL LISTED		✓	✓	✓
Rated Voltage	V, ~	230,1	400,2   460,2	115,1
Nominal Frequency	Hz	50   60	50   60	60
Cooling Capacity	L35L35 W	--   1075	--   1050	950
Cooling Capacity	L35L50 W	--   830	--   825	700
Power Consumption	L35L50 W	--   530	--   530	555
Max current consumption.	A	2,5   2,4	1,4   ---	5,09
Start-up current	CE A	46	4,5	--
Internal operating temp..	min/max °C	+20 / +45	+20 / +45	+25 / +45
External operating temp.	min/max °C	-20 / +55	-20 / +55	-20 / +55
Protection Degree internal circuit	CE IP	55	55	--
	UL Type	--   4	--   4	4
External sound pressure	dB(A)	58	58	58
Height (A)	mm	565	565	565
Width (B)	mm	280	280	280
Depth (C)	mm	278	278	278
Weight	kg	20	23	20



## Optional Compact Protherm Indoor CNE

CODE	Colore Speciale	Carpenteria INOX AISI304	Carpenteria INOX AISI316	Sonda remota	Trattamento Protettivo Condensatore
CNE04	OCASCCP	OCAINI0404/10	OCAINI1604/10	OCARESCP	OCATC04
CNE07	OCASCCP	OCAINI0404/10	OCAINI1604/10	OCARESCP	OCATC07
CNE10	OCASCCP	OCAINI0410	OCAINI1610	OCARESCP	OCATC07

## Accessories Compact Protherm Indoor CNE

CODE	Filtro aria	Deflettore aria	Guarnizione IP55	Cavo per sequencing	Porta seriale Modbus	Tappi chiusura	Tetto inclinato 30°
CNE04	ACAFLTI04 (1)	ACABAF04	ACAG03 (2)	ACASEQ	ACASPM	ACACAP	ACATOP04/10
CNE07	ACAFLTI04 (1)	ACABAF04	ACAG03 (2)	ACASEQ	ACASPM	ACACAP	ACATOP04/10
CNE10	ACAFLTI04 (1)	ACABAF10	ACAG03 (2)	ACASEQ	ACASPM	ACACAP	ACATOP10

(1) Available only for units in painted sheet metal  
(2) Only for CE units

## Option for Accessories Compact Protherm Indoor CNE

CODE	Colore speciale	Inox 304	Carpenteria Inox 316
ACAFLTI04	OCASFLTI04	---	---
ACATOP04	OCASCTOP04	OCAINI04T04	OCAINI16T04
ACATOP10	OCASCTOP10	OCAINI04T10	OCAINI16T10

## Optional Compact Protherm Outdoor CNO

CODE	Colore speciale (solo modelli CE)	Carpenteria INOX 304	Carpenteria INOX 316	Trattamento protettivo sul condensatore	Sonda remota	Riscaldamento elettrico
CNO04	OCASCCP	OCAINI0404/10	OCAINI1604/10	OCATC04	OCARESCP (1)	RSC06 (2)
CNO07	OCASCCP	OCAINI0404/10	OCAINI1604/10	OCATC07	OCARESCP (1)	RSC06 (2)
CNO10	OCASCCP	OCAINI0410	OCAINI1610	OCATC07	OCARESCP (1)	RSC06 (2)

(1) Only with electrical heater  
(2) Only for 230V-400V/460V tension

## Accessories Compact Protherm Outdoor CNO

CODE	Guarnizione IP55 (solo modelli CE)	Cavo per sequencing	Porta seriale Modbus	Keypad	Tappi chiusura	Tetto inclinato 30°
CNO04	ACAG03	ACASEQ	ACASPM	ACAKPD	ACACAP	ACATOP04/10
CNO07	ACAG03	ACASEQ	ACASPM	ACAKPD	ACACAP	ACATOP04/10
CNO10	ACAG03	ACASEQ	ACASPM	ACAKPD	ACACAP	ACATOP10

## Options for Accessories Compact Protherm Outdoor

CODE	Colore speciale	INOX 304	Carpenteria Inox 316
ACATOP04	OCASCTOP04	OCAINI04T04	OCAINI16T04
ACATOP10	OCASCTOP10	OCAINI04T10	OCAINI16T10

# SlimIn

## Indoor

**SlimIn** is the range of extra-flat air conditioners designed for external, semi-flush or flush mounting, ideal for installations requiring small overall dimensions and reduced protrusion from the panel. The characteristics of the unit allow easy and quick installation.

### Efficiency at the forefront


Slim In has high EER values and consequent cost savings thanks to the use of:

- high performance compressors and fans
- micro-channel condenser, which with its reduced thickness allows better air flow
- energy saving functions (SEM and SEM2)

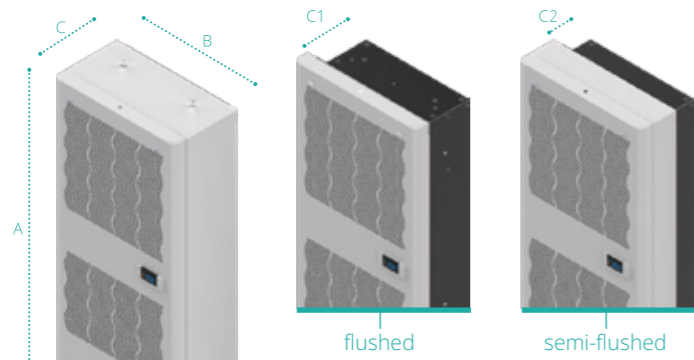
The SlimIn CDE range of air conditioners guarantees considerable economic savings, up to values of 50%, and time savings, thanks to the solutions adopted, which make the installation of the air conditioner and any maintenance activities easier and quicker to carry out.

### Main Features

- High Efficiency
- Cooling Capacity: 500 - 4000 W
- XCB electronic board + display
- Installation: Flush, semi-flush, external mounting
- Quick electric connections
- Sequencing and Modbus
- µchannel condenser (from CDE14)
- Condensate Dissipator (from CDE14)
- General alarm and remote enable contacts
- Gasket already installed on the air conditioner
- Functioning up to +60°C external temperature
- Certifications: CE, UL Listed, EAC

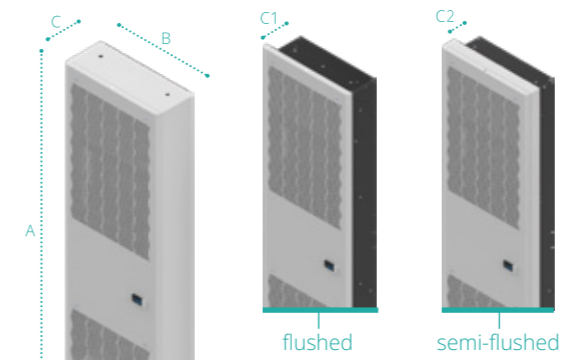


### CDE05



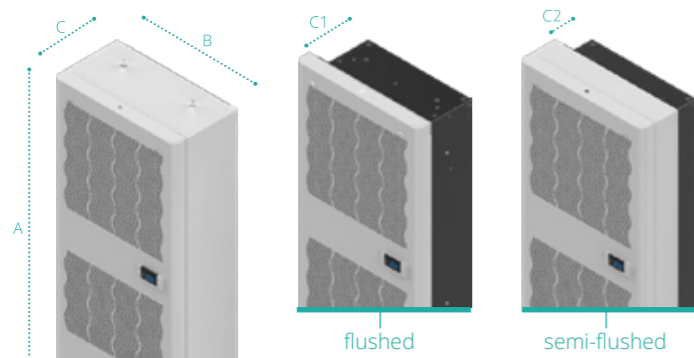
CODE		M.U.	CDE05U320380000	CDE05U322080000	
UL LISTED			✓	✓	
Rated Voltage		V, ~	115,1	230,1	
Nominal Frequency		Hz	60	50	60
Cooling Capacity	L35L35	W	520	--	670
Cooling Capacity	L35L50	W	420	--	540
Power Consumption	L35L50	W	350	--	387
Max current consumption.		A	4	2,3 (2,4 60°C) 2,4	
Start-up current	CE	A	--	7,5	
Internal operating temp..	min/max	°C	25/45	25/45	
External operating temp.	min/max	°C	20/55	20/60	20/55
Protection Degree internal circuit	CE	IP	--	54	
	UL	Type	12	--	12
External sound pressure		dB(A)	54	54	
Height (A)		mm	956	956	
Width (B)		mm	375	375	
Depth (C - C1 - C2)		mm	196 - 155 - 89	196 - 155 - 89	
Weight		kg	30	30	

### CDE14



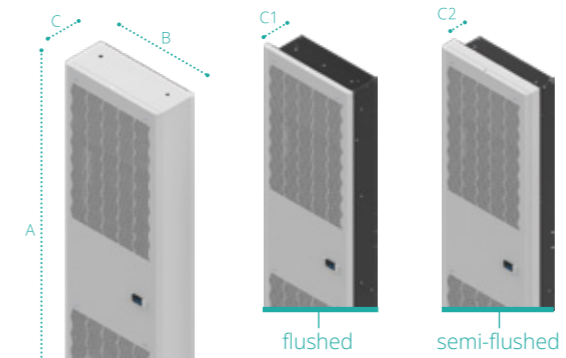
CODE		M.U.	CDE14U320380000	CDE14U322080000	
UL LISTED			✓	✓	
Rated Voltage		V, ~	115,1	230,1	
Nominal Frequency		Hz	60	50	60
Cooling Capacity	L35L35	W	1400	---	1500
Cooling Capacity	L35L50	W	1150	---	1250
Power Consumption	L35L50	W	930	---	820
Max current consumption.		A	9,41	3,9 (4,1 60°C) 4,23	
Start-up current	CE	A	---	28	
Internal operating temp..	min/max	°C	25/45	25/45	
External operating temp.	min/max	°C	20/55	20/60	20/55
Protection Degree internal circuit	CE	IP	---	54	
	UL	Type	12	---	12
External sound pressure		dB(A)	60	60	
Height (A)		mm	1666	1666	
Width (B)		mm	454	454	
Depth (C - C1 - C2)		mm	181 - 156 - 111	181 - 156 - 111	
Weight		kg	51	51	

### CDE10



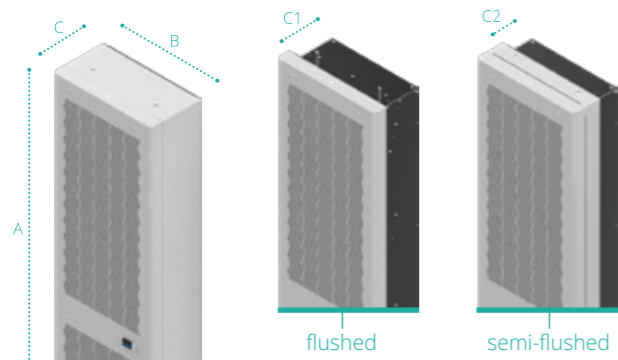
CODE		M.U.	CDE10U320380000	CDE10U322080000	
UL LISTED			✓	✓	
Rated Voltage		V, ~	115,1	230,1	
Nominal Frequency		Hz	60	50	60
Cooling Capacity	L35L35	W	975	---	1050
Cooling Capacity	L35L50	W	700	---	800
Power Consumption	L35L50	W	551	---	730
Max current consumption		A	5,74	3,5 (3,6 60°C) 4	
Start-up current	CE	A	---	20	
Internal operating temp..	min/max	°C	25/40	25/45	
External operating temp.	min/max	°C	20/50	20/60	20/55
Protection Degree internal circuit	CE	IP	---	54	
	UL	Type	12	---	12
External sound pressure		dB(A)	56	56	
Height (A)		mm	956	956	
Width (B)		mm	375	375	
Depth (C - C1 - C2)		mm	196 - 155 - 89	196 - 155 - 89	
Weight		kg	34	34	

### CDE20



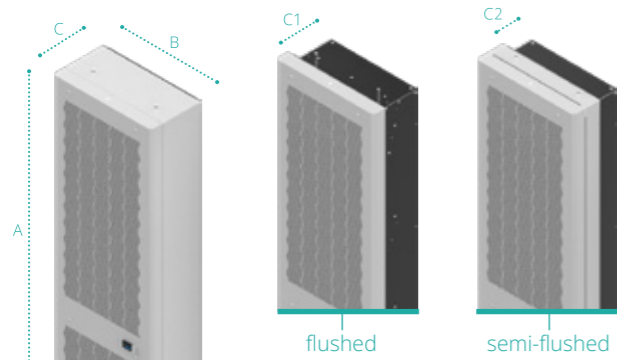
CODE		M.U.	CDE20U320380000	CDE20U322080000		CDE20U326280000	
UL LISTED			✓	✓		✓	
Rated Voltage		V, ~	115,1	230,1	400,3	460,3	
Nominal Frequency		Hz	60	50	60	50	60
Cooling Capacity	L35L35	W	2000	---	2200	---	2200
Cooling Capacity	L35L50	W	1550	---	1700	---	1700
Power Consumption	L35L50	W	1320	---	1460	---	1250
Max current consumption		A	14,52	6,3 (6,6 60°C) 7,2		2,2 (2,2 60°C) 2,36	
Start-up current	CE	A	---	34		40	
Internal operating temp..	min/max	°C	25/45	25/45		25/45	
External operating temp.	min/max	°C	20/45	20/60	20/55	20/60	20/55
Protection Degree internal circuit	CE	IP	---	54		54	
	UL	Type	12	---	12	---	12
External sound pressure		dB(A)	68	68		68	
Height (A)		mm	1666	1666		1666	
Width (B)		mm	454	454		454	
Depth (C - C1 - C2)		mm	181 - 156 - 111	181 - 156 - 111		181 - 156 - 111	
Weight		kg	55	55		55	

### CDE30



CODE		M.U.	CDE30U322080000		CDE30U326280000	
UL LISTED			✓		✓	
Rated Voltage		V, ~	230,1		400,3	460,3
Nominal Frequency		Hz	50	60	50	60
Cooling Capacity	L35L35	W	---	3200	---	3200
Cooling Capacity	L35L50	W	---	2750	---	2750
Power Consumption	L35L50	W	---	1600	---	1650
Max current consumption.		A	6,3 (6,6 60°C)	7,6	3 (3,1 60°C)	2,9
Start-up current	CE	A	36		62	
Internal operating temp..	min/max	°C	25/45		25/45	
External operating temp.	min/max	°C	20/60	20/55	20/60	20/55
Protection Degree internal circuit	CE	IP	54		54	
	UL	Type	---	12	---	12
External sound pressure		dB(A)	69		69	
Height (A)		mm	1666		1666	
Width (B)		mm	496		496	
Depth (C - C1 - C2)		mm	221 -195 - 121		221 -195 - 121	
Weight		kg	59		69	

### CDE40



CODE		M.U.	CDE40A326180000		CDE40U326280000	
UL LISTED			--		✓	
Rated Voltage		V, ~	400,3	460,3	400,3	460,3
Nominal Frequency		Hz	50	60	50	60
Cooling Capacity	L35L35	W	3950	4090	--	4090
Cooling Capacity	L35L50	W	3210	3400	--	3400
Power Consumption	L35L50	W	1895	2390	--	1990
Max current consumption.		A	4,2	4,7	3,3	3,5
Start-up current	CE	A	25		21	
Internal operating temp..	min/max	°C	25/45		25/45	
External operating temp.	min/max	°C	20/60		20/55	
Protection Degree internal circuit	CE	IP	54		54	
	UL	Type	---	--	12	
External sound pressure		dB(A)	72		72	
Height (A)		mm	1666		1666	
Width (B)		mm	496		496	
Depth (C - C1 - C2)		mm	256 -195 - 121		256 -195 - 121	
Weight		kg	79		79	

### Optional SlimIn CDE

CODE	Colore Speciale	Pannello INOX AISI304	Pannello INOX AISI316	Modulo controllo fasi (solo modelli trifase)	Sonda Remota
CDE05	OCASCCDE	OCAINCDE0405	OCAINCDE1605	--	OCARESCDE
CDE10	OCASCCDE	OCAINCDE0405	OCAINCDE1605	--	OCARESCDE
CDE14	OCASCCDE	OCAINCDE0414	OCAINCDE1614	--	OCARESCDE
CDE20	OCASCCDE	OCAINCDE0414	OCAINCDE1614	OCACFM	OCARESCDE
CDE30	OCASCCDE	OCAINCDE0430	OCAINCDE1630	OCACFM	OCARESCDE
CDE40	OCASCCDE	OCAINCDE0440	OCAINCDE1640	OCACFM	OCARESCDE

### Accessories SlimIn CDE

CODE	Cornici Montaggio Semi-flushed	Cornici Montaggio Esterno	Filtro aria - solo per versione in lamiera verniciata	Cavo di sequencing
CDE05	ACASFRCE05	ACAFRCDE05	ACAFLTCDE05	ACASEQ
CDE10	ACASFRCE05	ACAFRCDE05	ACAFLTCDE05	ACASEQ
CDE14	ACASFRCE14	ACAFRCDE14	ACAFLTCDE14	ACASEQ
CDE20	ACASFRCE14	ACAFRCDE14	ACAFLTCDE14	ACASEQ
CDE30	ACASFRCE30	ACAFRCDE30	ACAFLTCDE30	ACASEQ
CDE40	ACASFRCE30	ACAFRCDE30	ACAFLTCDE30	ACASEQ

### Optional for Accessories SlimIn CDE

CODE	Colore Speciale	Inox AISI 304	Inox AISI 316
ACASFRCE05	OCASCSFRCE	OCASFRICDE05	OCASFRCCDE05
ACAFRCDE05	OCASCFRCDE	OCAFRCDE05	OCAFRCDE14
ACASFRCE14	OCASCSFRCE	OCASFRICDE14	OCASFRCCDE14
ACAFRCDE14	OCASCFRCDE	OCAFRCDE14	OCAFRCDE14
ACASFRCE30	OCASCSFRCE	OCASFRICDE30	OCASFRCCDE30
ACAFRCDE30	OCASCFRCDE	OCAFRCDE30	OCAFRCDE30
ACAFLTCDE05	OCASCFLTCDE	--	--
ACAFLTCDE14	OCASCFLTCDE	--	--
ACAFLTCDE30	OCASCFLTCDE	--	--

# FlexIn

## Indoor

### Industrial air conditioners with inverter technology

In the last few years all sectors have been transformed to achieve a better exchange of information in the shortest time possible. The need of connectivity between systems increased also in the industrial field, to improve the production processes. We have just entered the fourth industrial revolution, also known as Industry 4.0: all the systems should be designed to interact, with integrated connectivity to improve processes. Industrial air conditioning has adapted to this growing demand and the units have been improved with the introduction of the Modbus RTU serial connection and, in the last period, driven by the digitalisation of the production process, the Ethernet connection.

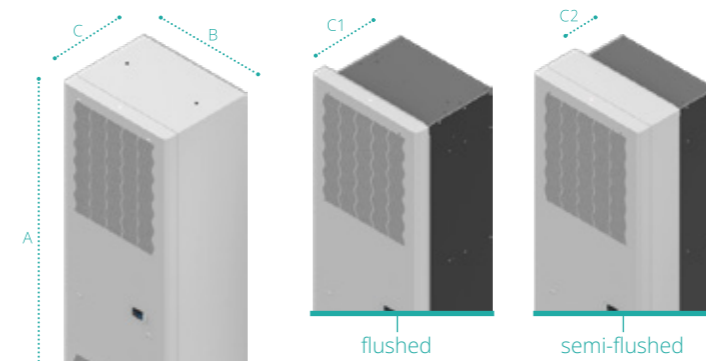
### Connectivity 4.0

Thanks to the **Ethernet port**, integrated in the electronic controller of the FLEX In Inverter CDI the air conditioners can be **monitored** and **controlled** from any remote position 24 hours a day. Many parameters can be read and recorded, giving the possibility to **increase the efficiency** of the air conditioners and adopt the **predictive maintenance** and so the reliability, decreasing in this way possible faults of the air conditioner and of the whole system, without additional costs for interface device.

With its integrated Ethernet port, that allows the direct connection to the air conditioner with the most common industrial protocols (HTTP, SNMP, Modbus TCP/IP), the air conditioner CDI is perfectly integrated into Industry 4.0 and Smart Factory, leading to greater automation, real time production, **efficiency and flexibility**.

### Main Features

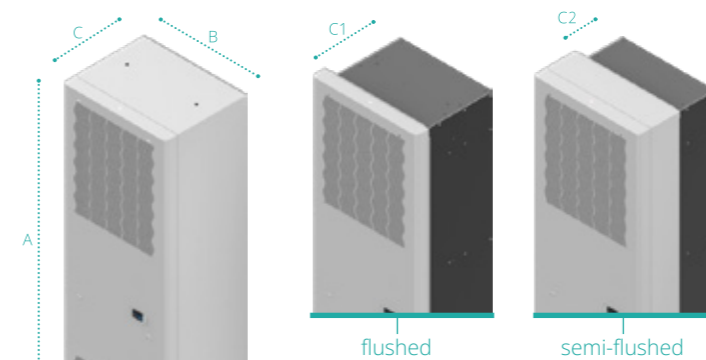
- Inverter Technology air conditioner
- High energy savings and High efficiency
- External, semi-flush or flush mounting
- Cooling Capacity: 2000W / 2600W / 4200W
- Quick electric connections
- Sequencing and Ethernet
- µchannel condenser with protective treatment
- Condensate Dissipator
- General alarm and remote enable contacts
- Gasket already installed on the air conditioner
- Functioning up to +60°C external temperature
- Low noise
- Certifications: CE, UL Listed, EAC



### CDI20

CODE		M.U.	CDI20U(1-3)23G90000*	CDI20U(1-3)23H90000*
UL Listed			✓	✓
Rated Voltage		V, ~	110...240,1	380...480,3
Nominal Frequency		Hz	50...60	50...60
Cooling Capacity	L35L35	W	2000	2000
Cooling Capacity	L35L50	W	1420	1420
Power Consumption	L35L50	W	610	575
Internal operating temp..	min/max	°C	+20...+45	+20...+45
External operating temp..	min/max	°C	-20...+60	-20...+60
Protection Degree internal circuit	CE	IP	54	54
	UL	Type	12	12
External sound pressure		dB(A)	61,5	61,5
Height (A)		mm	1666	1666
Width (B)		mm	454	454
Depth (C - C1 - C2)		mm	294 - 250 - 111	294 - 250 - 111

\* 1: External mounting 3: Flush mounting



### CDI26

CODE		M.U.	CDI 26U(1-3)23G90000*	CDI 26U(1-3)23H90000*
UL Listed			✓	✓
Rated Voltage		V, ~	110...240,1	380...480,3
Nominal Frequency		Hz	50...60	50...60
Cooling Capacity	L35L35	W	2600	2600
Cooling Capacity	L35L50	W	2100	2100
Power Consumption	L35L50	W	1060	980
Internal operating temp..	min/max	°C	+20...+45	+20...+45
External operating temp..	min/max	°C	-20...+60	-20...+60
Protection Degree internal circuit	CE	IP	54	54
	UL	Type	12	12
External sound pressure		dB(A)	62,5	62,5
Height (A)		mm	1666	1666
Width (B)		mm	496	496
Depth (C - C1 - C2)		mm	294 - 232 - 121	294 - 232 - 121

\* 1: External mounting 3: Flush mounting

# Module

## Indoor

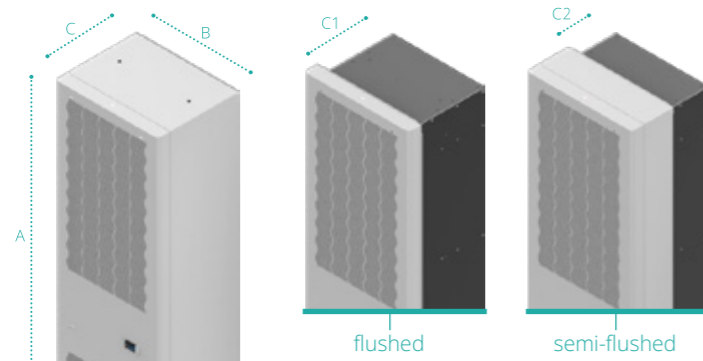
Industrial air conditioners for modular electrical enclosures. **Module** air conditioners are the best technical and economical solution for conditioning long rows of cabinets, where large cooling capacities are required.

Machine tools, such as for die-casting or extrusion, may require large automation and control systems with high thermal loads, even above 4kW. In this case, the **Module** range with 6kW to 10kW enables the required cooling needs to be met optimally.

### Main Features

- Air conditioner for modular enclosures
- Cooling Capacity: 5800-10000 W
- Digital Thermostat ECB
- General alarm contacts and remote control as standard
- Certifications: CE, EAC

### CDI40



CODE		M.U.	CDI40U(1-3)23G90000*	CDI40U(1-3)23H90000*
UL Listed			✓	✓
Rated Voltage		V, ~	110...240,1	380...480,3
Nominal Frequency		Hz	50...60	50...60
Cooling Capacity	L35L35	W	4200	4200
Cooling Capacity	L35L50	W	3350	3350
Power Consumption	L35L50	W	1385	1325
Internal operating temp..	min/max	°C	+20...+45	+20...+45
External operating temp.	min/max	°C	-20...+60	-20...+60
Protection Degree internal circuit	CE	IP	54	54
	UL	Type	12	12
External sound pressure		dB(A)	66	66
Height (A)		mm	1666	1666
Width (B)		mm	496	496
Depth (C - C1 - C2)		mm	393 - 332 - 121	393 - 332 - 121

\* 1: External mounting 3: Flush mounting

### Optional Flex In CDI

CODE	Special Colour	Stainless Steel AISI304 Panel	Stainless Steel AISI316 Panel
CDI20	OCASCCDI(U1-U3)	OCAINCDI04(U1-U3)	OCAINCDI16(U1-U3)
CDI26	OCASCCDI(U1-U3)	OCAINCDI04(U1-U3)	OCAINCDI16(U1-U3)
CDI40	OCASCCDI(U1-U3)	OCAINCDI04(U1-U3)	OCAINCDI16(U1-U3)


### Accessories Flex In CDI

CODE	Semi-flush mounting frame	Air filter - only for units in painted sheet metal	Sequencing cable	LAN doubler for sequencing	Remote probe
CDI20	ACASFRCDI20	ACAFLTCDI20	ACASEQCDI	ACADLCDI	ACARESCDI
CDI26	ACASFRCDI26	ACAFLTCDI26	ACASEQCDI	ACADLCDI	ACARESCDI
CDI40	ACASFRCDI40	ACAFLTCDI26	ACASEQCDI	ACADLCDI	ACARESCDI

### Optional Per Accessories Flex In CDI

CODE	Special Colour	Stainless steel AISI304	Stainless steel AISI316
ACASFRCDI20	OCASCSFRCDI	OCASFRICDI	OCASFRCCDI
ACASFRCDI26	OCASCSFRCDI	OCASFRICDI	OCASFRCCDI
ACASFRCDI40	OCASCSFRCDI	OCASFRICDI	OCASFRCCDI
ACAFLTCDI20	OCASCSFRCDI	--	--
ACAFLTCDI26	OCASCSFRCDI	--	--
ACAFLTCDI40	OCASCSFRCDI	--	--

### EVE60-80-A0



CODE		M.U.	EVE60002617000		EVE80002617000		EVEA0002617000	
Rated Voltage		V, ~	400, 3	460, 3	400, 3	460, 3	400, 3	460, 3
Nominal Frequency		Hz	50	60	50	60	50	60
Cooling Capacity	L35L35	W	5800		8000		10000	
Cooling Capacity	L35L50	W	4500		5900		7800	
Power Consumption	L35L50	W	2614		3619		4500	
Current consumption	CE, 35L35	A	5,8		7		7	
Start-up current	CE	A	28		28		40	
Internal operating temp..	min/max	°C	+25 / +45		+25 / +45		+25 / +45	
External operating temp.	min/max	°C	+20 / +50		+20 / +50		+20 / +50	
Internal circuit protection degree	CE	IP	54		54		54	
External sound pressure		dB(A)	75		76		76	
Height (A)		mm	2000		2000		2000 x 800 x 383	
Width (B)		mm	600		800		800	
Depth (C)		mm	383		383		383	
Weight		kg	100		110		150	

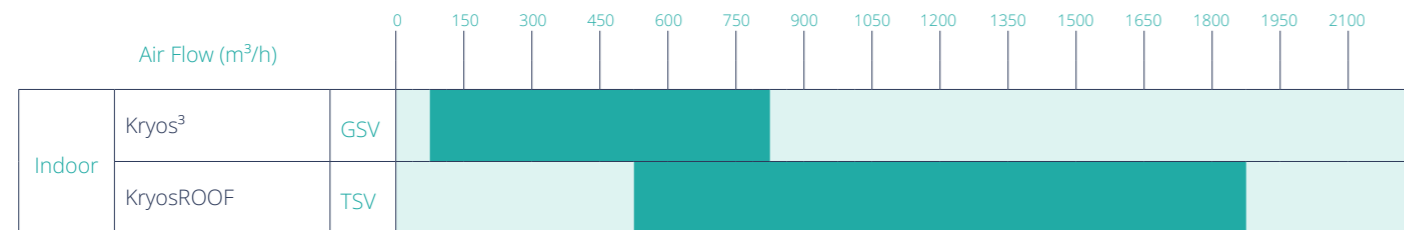
# Industrial Ventilation for electrical panels

## Wall and Roof Filter fans for electrical panels

A wall-mounted or roof-mounted fan draws in cold ambient air or exhausts warm air from the electrical panel. They provide simple and economical heat dissipation and offer a compact and efficient solution.

They are recommended if:

- the outside air has a lower temperature value than the inside air (approx.  $\Delta T=10^{\circ}\text{C}$ )
- a low cooling capacity is required
- little maintenance is required
- the ambient air is not excessively oily or dusty
- outside air and humidity can enter the cabinet



## Kryos<sup>3</sup> Indoor

### New design, unaltered quality

**Kryos<sup>3</sup>** GS filters fans, for the ventilation of electrical enclosures, are the optimal solution when the ambient temperature is lower than the temperature inside the cabinet, and can be installed, thanks to their reduced depth, on various types of panels.

Together with a new modern design, **Kryos<sup>3</sup>** filter fans offer the same wide range of sizes and power supplies as previous generations, allowing you to choose the most suitable solution for your installation and geographical area.


With the **Kryos<sup>3</sup>** product range, **cosmotec** offers ventilation solutions that use ambient air to directly cool the enclosure while maintaining an adequate degree of protection from dust or water ingress (externally certified tests). The wide range of sizes and power supplies and the reduced depth allow the most suitable choice for the characteristics of the specific application.


### User Friendly Installation

Easy to install without the use of tools or screws, thanks to the clips on the rear grille, which provide an adequate seal between the grille and the cabinet. The filter fans can be installed on different types of enclosures with thicknesses between 0.8 and 3 mm, for CNx10 between 0.8 and 2 mm. Fixing with screws is possible for larger thicknesses; each article is provided with embossments on the rear grille.

### Main Features

- Easy opening for filter replacement/cleaning
- Screwless fixing system
- In ABS BLEND (RAL7035)
- Air Flow: 35 - 850 m<sup>3</sup>/h
- Suction/pressure fan orientation
- Protection Degree IP54
- MTBF: 40000 hours
- Certifications: CE, UL Recognized, UL Listed FFTA/ FTTA7, CSA, EAC






**GSV10**

CODE	M.U.	GSF10	GSV1000220	GSV1000203	GSV1000211	
UL Recognized - UL Listed FTTA/FTTA7		✓	✓	✓	✓	
Rated Voltage	V, ~	--	230, 1	115, 1	24VDC	
Nominal Frequency	Hz	--	50   60	50   60	--	
Fan Flow GSV	m³/h	--	35	35	50	
Fan Flow GSV+GSF10/GSF15	m³/h	--	24/27	24/27	32/38	
Absorbed Power	W	--	11   13	3,6   2,86	6,3	
Absorbed Current	A	--	0,07   0,08	0,22   0,175	0,265	
Internal operating Temp. min/max	CE	°C	-10 / +70		-10 / +70	
	UL		-10 / +55		-10 / +55	
Protection Degree	CE	IP	54	54	54	54
	UL	Type	12	12	12	12
External Sound pressure		dB(A)	--	33	33	53
Height (A)		mm	119	119	119	119
Width (B)		mm	119	119	119	119
Depth (C1-C2)		mm	10,3 - 18,2	10,3 - 60,2	10,3 - 47,2	10,3 - 47,2


\* No UL FTTA



**GSV15**

CODE	M.U.	GSF15	GSV1500220	GSV1500203	GSV1500211	
UL Recognized - UL Listed FTTA/FTTA7		✓	✓	✓	✓	
Rated Voltage	V, ~	--	230, 1	115, 1	24VDC	
Nominal Frequency	Hz	--	50   60	50   60	--	
Fan Flow GSV	m³/h	--	67	67	67	
Fan Flow GSV+GSF15/GSF20	m³/h	--	50/58	50/58	50/58	
Absorbed Power	W	--	22   22	22   25	8,1	
Absorbed Current	A	--	0,14   0,14	0,26   0,3	0,335	
Internal operating Temp. min/max	CE	°C	-10 / +70		-10 / +70	
	UL		-10 / +55		-10 / +55	
Protection Degree	CE	IP	54	54	54	54
	UL	Type	12	12	12	12
External Sound pressure		dB(A)	--	49	49	48
Height (A)		mm	152	152	152	152
Width (B)		mm	152	152	152	152
Depth (C1-C2)		mm	10,3 - 22,2	10,3 - 64,7	10,3 - 64,7	10,3 - 64,7


\* No UL FTTA



**GSV20**

CODE	M.U.	GSF20	GSV2000220	GSV2000203	GSV2000211	
UL Recognized - UL Listed FTTA/FTTA7		✓	✓	✓	✓	
Rated Voltage	V, ~	--	230, 1	115, 1	24 VDC	
Nominal Frequency	Hz	--	50   60	50   60	--	
Fan Flow GSV	m³/h	--	108	108	108	
Fan Flow GSV+GSF20/GSF25	m³/h	--	75/88	75/88	75/88	
Absorbed Power	W	--	22   22	22   24,5	8,1	
Absorbed Current	A	--	0,14   0,14	0,26   0,29	0,335	
Internal operating Temp. min/max	CE	°C	-10 / +70		-10 / +70	
	UL		-10 / +55		-10 / +55	
Protection Degree	CE	IP	54	54	54	54
	UL	Type	12	12	12	12
External Sound pressure		dB(A)	--	49	49	48
Height (A)		mm	204	204	204	204
Width (B)		mm	204	204	204	204
Depth (C1-C2)		mm	10,3 - 23,2	10,3 - 82,7	10,3 - 82,7	10,3 - 82,7

\* No UL FTTA



**GSV25**


CODE	M.U.	GSF25	GSV2500220	GSV2500203	GSV2500211	GSV2501220	GSV2501203	
UL Recognized - UL Listed FTTA/FTTA7		✓	✓	✓	✓	✓	✓	
Rated Voltage	V, ~	--	230, 1	115, 1	24VDC	230, 1	115, 1	
Nominal Frequency	Hz	--	50   60	50   60	--	50   60	50   60	
Fan Flow GSV	m³/h	--	190	190	230	270	270	
Fan Flow GSV+GSF25/GSF30	m³/h	--	130/160	130/160	190/210	200/220	200/220	
Absorbed Power	W	--	25   70	39   38	26,6	50   66	50   75	
Absorbed Current	A	--	0,24   0,31	0,59   0,575	0,86	0,25   0,33	0,42   0,63	
Internal operating Temp. min/max	CE	°C	-10 / +70		-10 / +70		-10 / +70	
	UL		-10 / +55		-10 / +55		-10 / +55	
Protection Degree	CE	IP	54	54	54	54	54	
	UL	Type	12	12	12	12	12	
External Sound pressure		dB(A)	--	55	55	59	62	
Height (A)		mm	250	250	250	250	250	
Width (B)		mm	250	250	250	250	250	
Depth (C1-C2)		mm	10,3 - 37,2	10,3 - 102,2	10,3 - 102,2	10,3 - 88,2	10,3 - 88,2	

\* No UL FTTA

Industrial Ventilation for electrical panels Kryos<sup>3</sup>

# KryosROOF

## Indoor



### GSV30

CODE	M.U.	GSF30	GSV3000220	GSV3000203	GSV3001220	GSV3001203	GSV3002220	GSV30002203	GSV3002262
UL Recognized - UL Listed FTTA/FTTA7		✓	✓	✓	✓	✓	✓	✓	✓
Rated Voltage	V, ~	--	230, 1	115, 1	230, 1	115, 1	230, 1	115, 1	400,3 460,3
Nominal Frequency	Hz	--	50 60	50 60	50 60	50 60	50 60	50 60	50 60
Fan Flow GSV	m³/h	--	500	500	700	700	850	850	850
Fan Flow GSV+GS-F30/2xGSF30	m³/h	--	380/450	380/450	600/670	600/670	600/670	600/670	600/670
Absorbed Power	W	--	50 63	50 72	115 173	125 170	142 182	115 196	115 204
Absorbed Current	A	--	0,25 0,315	0,42 0,61	0,51 0,77	1,1 1,5	0,63 0,81	1,02 1,24	0,23 0,355
Internal operating Temp. min/max	CE	°C	-10 / +60	-10 / +60	-10 / +55	-25 / +50	-25 / +55	-25 / +55	-25 / +60
	UL	°C	-10 / +55	-10 / +55	-10 / +55	-25 / +55	-25 / +55	-25 / +55	-25 / +55
Protection Degree	CE	IP	54	54	54	54	54	54	54
	UL	Type	12	12	12	12	12	12	12
External Sound pressure	dB(A)	--	62	62	65	68	65	71	65
Height (A)	mm		318	318	318	318	318	318	318
Width (B)	mm		318	318	318	318	318	318	318
Depth (C1-C2)	mm		10,3 - 23,2	10,3 - 128,7	10,3 - 128,7	10,3 - 128,2	10,3 - 128,7	10,3 - 150,2	10,3 - 150,2

\* No UL FTTA

### Spare Air Filter

CODE	10 Filters
GSF10 - GSV10	AVAFAGS10
GSF15 - GSV15	AVAFAGS15
GSF20 - GSV20	AVAFAGS20
GSF25 - GSV25	AVAFAGS25
GSF30 - GSV30	AVAFAGS30



#### Features

- Material = chemical fibers
- Weight 200 g/m²
- Thickness 14 mm
- Dust holding capacity 600g/m²
- IP54

### Additional Air Filter Protection Degree IP55

CODE	5 filters Package
GSF15-GSV15	AVAFSGS15
GSF20-GSV20	AVAFSGS20
GSF25-GSV25	AVAFSGS25
GSF30-GSV30	AVAFSGS30

#### Features

- Material = chemical fibers
  - Weight 200 g/m²
  - Thickness 7 mm
  - Dust holding capacity 597g/m²
- Installation technical notes in the manual

### Hose-proof hood IP56 Protection Degree

CODE	1 Hose-proof hood	Dimensions
GSF10 - GSV10	AVAFSGS10	231 x 150 x 30,7
GSF15 - GSV15	AVAFSGS15	246 x 176 x 45,7
GSF20 - GSV20	AVAFSGS20	331 x 233 x 45,7
GSF25 - GSV25	AVAFSGS25	392,5 x 282 x 75,7
GSF30 - GSV30	AVAFSGS30	482,5 x 350 x 100,7

#### Features

- Material = galvanised sheet
- Option = AISI304 Stainless Steel



### New design, more flexibility

**KryosROOF** roof mounted fans are the ideal industrial ventilation solution for extracting warm air from the roof. Their compact dimensions allow them to be installed on various types of electrical panels, while the layout and fans ensure high flow rates and operating efficiency. The TSF/TSV feature a new design, compact dimensions and the flexibility properties typical of **cosmotec** products.

### Performance and Efficiency

The radial fans on **KryosROOF** provide high flow rates and heads to ensure the correct airflow within the cabinet. In addition, there is a high efficiency version with EC fans and an active control probe, supplied as standard, which adjusts the fan speed to reduce electricity consumption and ensure optimum air flow according to the temperatures in the electrical panel. Electrical consumption can already be reduced by 20/30% at maximum operating conditions. Energy efficiency eliminates energy waste and generates savings that last. Rational use of energy and investment in energy-efficient technological solutions increase the profitability of operations and make them more competitive, modern and efficient. Improving the energy efficiency of production processes helps to reduce fixed production costs, increase the market value of the product and reduce environmental impact. **KryosROOF** extraction towers regulate the air


flow optimally for each operating condition and heat load.

### Main Features

- ABS Blend base and galvanised sheet metal cover
- Screwless fixing system
- Air Flow: 500...1870 m³/h
- Version without fan available
- Protection Degree: IP43/Type1 - IP54/Type12
- MTBF: 40000 hours
- Radial fans with minimum pressure losses
- Certifications: CE, UL Recognized, UL Listed, EAC









**TSF/TSV19**

CODE	M.U.	TSF19U0 20000000	TSF19U1 20000000	TSV19U0 22000000	TSV19U1 22000000	TSV19U0 20300000	TSV19U1 20300000
UL Recognized - UL Listed FTTA/FTTA7		✓	✓	✓	✓	✓	✓
Rated Voltage	V, ~	--	--	230,1	230,1	115,1	115,1
Nominal Frequency	Hz	--	--	50/60	50/60	60	60
Fan Flow TSV	m³/h	--	--	540/575	500/535	555	515
Fan Flow TSV+GSF30	m³/h	--	--	460/495	420/455	475	435
Absorbed Power	W	--	--	52/65	52/65	70	70
Absorbed Current	A	--	--	0,21/0,29	0,21/0,29	0,61	0,61
Internal operating Temp.	min/max °C	-40/+60	-40/+60	-25/+55	-25/+55	-25/+55	-25/+55
Protection Degree	CE	IP	43	54	43	54	43
	UL	Type	1	12	1	12	12
External Sound pressure	dB(A)	--	--	53	53	53	53
Height (A)	mm	395	395	395	395	395	395
Width (B)	mm	395	395	395	395	395	395
Depth (C)	mm	108	108	112	112	112	112



**TSF/TSV25**

CODE	M.U.	TSF25U0 20000000	TSF25U1 20000000	TSV25U0 22000000	TSV25U1 22000000	TSV25U0 20300000	TSV25U1 20300000
UL Recognized - UL Listed FTTA/FTTA7		✓	✓	✓	✓	✓	✓
Rated Voltage	V, ~	--	--	230,1	230,1	115,1	115,1
Nominal Frequency	Hz	--	--	50/60	50/60	60	60
Fan Flow TSV	m³/h	--	--	1425/1520	1365/1480	1470	1420
Fan Flow TSV+GSF30	m³/h	--	--	1310/1405	1250/1365	1355	1305
Absorbed Power	W	--	--	230/340	230/340	300	300
Absorbed Current	A	--	--	0,85/1,15	0,85/1,15	2,5	2,5
Internal operating Temp.	min/max °C	-40/+60	-40/+60	-25/+55	-25/+55	-25/+55	-25/+55
Protection Degree	CE	IP	43	54	43	54	43
	UL	Type	1	12	1	12	12
External Sound pressure	dB(A)	--	--	63	62	63	62
Height (A)	mm	490	490	490	490	490	490
Width (B)	mm	490	490	490	490	490	490
Depth (C)	mm	188	188	191	191	191	191



**TSV22**

CODE	M.U.	TSV22U0 22000000	TSV22U1 22000000	TSV22U0 20300000	TSV22U1 20300000
UL Recognized - UL Listed FTTA/FTTA7		✓	✓	✓	✓
Rated Voltage	V, ~	230,1	230,1	115,1	115,1
Nominal Frequency	Hz	50/60	50/60	60	60
Fan Flow TSV	m³/h	800/810	715/725	785	710
Fan Flow TSV+GSF30	m³/h	615/625	530/540	600	525
Absorbed Power	W	88/116	88/116	108	108
Absorbed Current	A	0,37/0,49	0,37/0,49	0,9	0,9
Internal operating Temp.	min/max °C	-25/+55	-25/+55	-25/+55	-25/+55
Protection Degree	CE	IP	43	54	43
	UL	Type	1	12	1
External Sound pressure	dB(A)	54	52	54	52
Height (A)	mm	395	395	395	395
Width (B)	mm	395	395	395	395
Depth (C)	mm	112	112	112	112

**TSV35**

CODE	M.U.	TSV35U0 22000000	TSV35U1 22000000
UL Recognized - UL Listed FTTA/FTTA7		✓	✓
Rated Voltage	V, ~	230,1	230,1
Nominal Frequency	Hz	50/60	50/60
Fan Flow TSV	m³/h	1870	1700
Fan Flow TSV+GSF30	m³/h	1520	1350
Absorbed Power	W	168	168
Absorbed Current	A	1,4/1,4	1,4/1,4
Internal operating Temp.	min/max °C	-25/+55	-25/+55
Protection Degree	CE	IP	43
	UL	Type	1
External Sound pressure	dB(A)	57	57
Height (A)	mm	490	490
Width (B)	mm	490	490
Depth (C)	mm	191	191

**Optional KryosROOF TSV**

CODE	Spacial Colour	Stainless Stell 316 housing
TSF/TSV19	OCAXNS12 (1)	AVAIN01 (1)
TSF/TSV22	OCAXNS12 (1)	AVAIN01 (1)
TSF/TSV25	OCAXNS12 (1)	AVAIN02 (1)
TSF/TSV35	OCAXNS12 (1)	AVAIN02 (1)

(1) Only Cover



**cosmotec**  
Industrial Cooling

STULZ S.p.A.  
Via E.Torricelli 3  
37067 Valeggio sul Mincio (VR)  
Tel. +39 045.6331600  
Fax +39 045.6331635

[www.cosmotec.it](http://www.cosmotec.it)  
[info@cosmotec-cooling.com](mailto:info@cosmotec-cooling.com)